


WINOOSKI SCHOOL DISTRICT

113th ANNUAL REPORT

*FY '11 Financial Reports
FY '13 Budget Presentation*



WINOOSKI, VERMONT

February 2012

WARNING

WINOOSKI INCORPORATED SCHOOL DISTRICT 5 MARCH 2012 AND 6 MARCH 2012

The legal voters of the Winooski Incorporated School District in the City of Winooski, Vermont are hereby warned and notified to meet at the Performing Arts Center, Winooski Educational Center on Monday, March 5, 2012 at 7:30 o'clock in the afternoon to act on Article I, Article II, and Article III and to conduct an informational hearing on Australian Ballot questions, and the meeting to be adjourned to reconvene at the Winooski Senior Citizen Center, Barlow St., on Tuesday, March 6, 2012 to transact any business involving voting by Australian Ballot, said voting by Australian Ballot to begin at 7:00 o'clock in the forenoon and to close at 7:00 o'clock in the afternoon.

The legal voters of the Winooski Incorporated School District are further notified that voter qualification, registration and absentee voting relative to said annual meeting shall be as provided in Chapters 43, 51 and 55 of Title 17 and §473 and 553 of Title 16, Vermont Statutes Annotated.

ARTICLE I: Elect a Moderator, Treasurer and Clerk.

ARTICLE II: Shall the District accept the 2012 Annual Report and all included sub reports?

ARTICLE III: Shall the Board of School Trustees be authorized to allow appropriate groups and agencies to use school facilities and equipment in accordance with District policies?

AUSTRALIAN BALLOT ARTICLES

ARTICLE IV: Shall the District accept and expend the sum of One million, Three hundred ninety-eight thousand, and sixty-three dollars (\$1,398,063) or whatever sum is provided by federal programs for the support of compensatory education and special programs? Said sum shall be exclusively federal funds received by the District. (No local or statewide school property taxes included in these funds.)

ARTICLE V: Shall the District vote to appropriate the sum of Twelve million, Four hundred seventeen thousand, six hundred sixteen dollars (\$12,417,616) for the support of public schools for the period July 1, 2012 through June 30, 2013? Said sum shall include the amount anticipated from state and federal education aid and reimbursements, except as provided in Article IV above, and all other sources of revenue.

ARTICLE VI: Shall the Charter of Winooski School District be amended as follows (new material underlined):

FIRST: § 23-3. Annual district meeting

The annual district meeting shall be held on the first Tuesday of March and the immediate preceding Monday as follows:

(1) Monday:

(2) Tuesday:

(D) Elect a school district treasurer whose duties authority and responsibilities shall be those established by law.

SECOND: § 23-7. Australian Ballot


All questions at any annual or special meeting, except for the acceptance of the annual report and the election of school district officers other than the board of trustees and the school district treasurer, shall be voted by Australian ballot. The election of school district officers other than the board of trustees and the school district treasurer, the acceptance of the annual report, and public discussion of Australian ballot issues shall be on the day preceding the Australian ballot.

THIRD: 23-17 District Treasurer

The school district treasurer shall:

1. Deposit in the school account school tax levies paid over and received as well as state education spending payments, and all other state and federal public education payments.
2. Serve as a member of the board of abatement.
3. Keep an account and registry of monies, bonds, notes and evidences of debt paid or delivered to or issued by the school district, and monies received and disbursed for the school district, which accounts shall be open to the inspection of persons interested.
4. Invest and reinvest monies received on behalf of the school district with the approval of the board of school trustees.
5. Keep uniform accounts.
6. Appoint an assistant district treasurer and revoke any such appointment at any time, and to file notice of such appointment and revocation with the school district clerk and school board of trustees.
7. Keep a record showing the amount of taxes voted for the support of the school district.
8. Pay orders drawn by the board of school trustees, keeping a record thereof.
9. Settle with the person conducting the audit required under Section 23-16 thirty days prior to each annual school district meeting, and at such other times as the board of school trustees may require.
10. Upon retirement or resignation, immediately pay over to his or her successor all funds in his or her possession belonging to the school district, together with all official books and records.
11. Keep in a separate bank account all monies appropriated or given for the use of the school district.
12. Procure and maintain a personal bond in such sum as the board of school trustees shall determine, conditioned upon the faithful performance of the school district treasurer's duties.
13. Prepare an annual report and deliver the same to the board of school trustees within sixty days following the close of the school district's fiscal year.

Winooski School District
Winooski, Vermont
February 13, 2012


James Read, District Clerk

Fellow Winooski Citizens:

It is with great pleasure and excitement for the future of the Winooski School District that I write to you today. So much has been accomplished in the last year and there is so much more to look forward to in the next!

Let me start by thanking all of you for the amazing support you have given this district over the years. I cannot stress enough how important that support is. The Winooski School District is unlike any other district in Vermont, with unique opportunities and challenges no other district in Vermont can claim. It's only with the continued support and involvement of the amazing Winooski community that the District can continue to meet our stated goal of ensuring the growth and success of all of our students through continuous improvement. In other words, we can't do it without you.

And we're going to need to ask you for a little bit more this year than we have in a number of years. But before I get to that, I want to talk a little bit about a couple of the great things that have happened in the district recently.

Any discussion of the last year has to include recognition of the amazing work done by collaborators in Winooski and Burlington around the Nellie Mae grant. Two summers ago the two districts received a joint planning grant from Nellie Mae that has allowed us to chart a whole new course for education for our students. The amazing work that has been done by collaborators in the two districts brought together by this planning grant – administrators, teachers, students, parents and community members of all types – in pursuit of this goal cannot go unrecognized. And it's likely that very soon, because of their great work, we will be receiving a much larger implementation grant from Nellie Mae that will allow us to turn all their great ideas into a new education reality for Winooski and Burlington.

So what does that mean, you might ask? The main focus of the Nellie Mae grant will be to completely change the way we educate our children, to one that is much more student-centered. Every student will have their own personal learning plan to help guide the course of their learning both inside and outside of school. Every student's plan will be different, allowing all students to better learn what they need to learn to be successful, in the way that works best for them. Additionally, the grant will allow us to aggressively pursue a more technology driven education system, including one-to-one laptop computers in the High School (and eventually the Middle School), so that all our students are better prepared for the world that awaits them after graduation.

In the last year we also completed a redesign of the parking lot that included the long overdue addition of sidewalk connections to Main Street. Perhaps the most amazing thing about this project was the way the District and the City of Winooski were able to come together and collaborate like never before, sharing resources and personnel and getting the job done. Additionally, the project was entirely paid for without the need for borrowing any money thanks to our capital reserve. Also, thanks to some unexpected federal ARRA funds and lower than anticipated special education expenses this year, we should be able to end the budget year with enough funds in the capital reserve to complete the repaving of the parking lot this coming summer – again, without the need for any borrowing.

I could really go on and on about the past, but the reality is that education is and should be about the future. As you will see in the following pages, the District is asking for a bit more from you financially than we have in some time. The Board as always has tried to keep the budget down as much as possible,

but the reality is, it is well past time to invest more in the education of Winooski's children. With that in mind, I'd like to quickly summarize where most of the budget increase you will see comes from.

- **Increased costs and contractual obligations:** Much of the budget increase is due to contractual obligations to our professional staff. In addition, our share of health care costs is projected to rise 3.5 percent and our share of dental costs is projected to rise 2.5 percent. These are not costs that we have much control over at this point.
- **Added positions in ELL and math departments:** The Board asked the administration at the beginning of this year's budget season what they needed most to improve the education of all of Winooski's students. These are two things they and we feel are absolutely essential. The reality is English Language Learner (ELL) students now make up approximately a third of our High School population. Adding two new ELL professionals to the High School not only will help these students have a better chance of success, but takes pressure off of other educational personnel, allowing them to better focus on all students. Additionally, adding one-and-a-half math interventionists will help students to strengthen their general math skills, which should help raise scores not just in math, but across the board.
- **Matching grant funding:** One of the requirements for the Nellie Mae implementation grant I talked about above is that the District budgeted \$80,000 toward beginning the transition to one-to-one computers and other technological improvements. The Board felt it was necessary and prudent to put this in the budget as whether or not we get the implementation grant, this is a goal we will want to move toward in the coming years.

We on the Board know it may seem like we are asking for a lot, but we also feel that the time is right to make these investments. We hope we will continue to have your support as we strive to ensure that this District provides the best possible education to all of Winooski's children – the education they deserve. Remember, we can't do it without you.

Respectfully,



Robert Millar
President
Board of School Trustees

WINOOSKI SCHOOL DISTRICT

School Year 2011-2012

OFFICERS:

Moderator

George C. Cross

District Clerk & Treasurer

James Read

Assistant Treasurer

George C. Cross

BOARD OF SCHOOL TRUSTEES:

Jay Lambert, Secretary

Term expires 2012

Robert Millar, President

Term expires 2012

Tori Cleiland, Member

Term expires 2013

Jennifer Corrigan, Member

Term expires 2013

Michael Decarreau, Member

Term expires 2014

SCHOOL ADMINISTRATORS:

Superintendent:

(802) 655-0485

Mary K. Martineau

B.A., M.Ed.

Trinity College, Rivier College

Special Education and ELL Administrator:

(802) 655-9575

Robin Hood

B.A., M.Ed., Ed.D

Trinity College, UVM

Finance Manager:

(802) 655-0485

Rebecca Goulet

A.S.

Champlain College

John F. Kennedy Elementary School:

(802) 655-0411

Principal: Mary O'Rourke

B.S., M.Ed.

UVM

Assistant Principal: Katherine Jennifer Helm

B.A., M.A., C.A.S.

Concordia University, Lakehead University,

St. Michael's College

John F. Kennedy Middle School:

(802) 655-3530

Principal: Mary O'Rourke

B.S., M.Ed.

UVM

Assistant Principal: Katherine Jennifer Helm

B.A., M.A., C.A.S.

Concordia University, Lakehead University,

St. Michael's College

Winooski High School:

(802) 655-3530

Principal: Justin P. Brown

B.S., M.Ed.

UVM

FACULTY - 2011/2012 SCHOOL YEAR

*Allen, Schuyler H.	Middle School (Gr. 6-8)	University of Vermont; University of Vermont	BA; MAT
Andrews, William L.	Middle School (Gr. 7-8)	St. Michaels College	B
Argaves, Randall C.	Music (Gr. 6-12)	U of Rhode Island; NE Conservatory of Music	BA; MM
Barcomb, Dennis J.	Physical Education	Springfield College	BS
Basille, Lisa K.	Spanish (Gr. 9-12)	University of Vermont; University of Vermont	BA; MEd
Benjamin, Joan Y.	Grade 3	University of Vermont	BS
Bissonette, Sarah J.	Grade 4	Castleton State College; St. Michaels College	BS; MEd
Blair, Katherine G.	Spec. Ed. (Gr. K-5)	University of Vermont; St. Michaels College	BA; MEd
Blanchard, Drew C.	Technology Ed.	Lemoyne College; Marlboro College	BA; MAT
Brosnan, Cheryl B.	Guidance (Gr. 6-8)	Keene State College; University of NH	BS; MEd
Brown, Kristen J.	Spec. Ed. Self Contained (Gr. K-5)	University of Vermont; University of Vermont	BS; MEd
Bruce, Jessica L.	Art (Gr. 6-12)	Indiana University	BA
Bryan, Courtney S.	Grade 3	University of Vermont	BS
Bundy, Shannon N.	Science (Gr. 9-12)	Trinity College of Vermont; Johnson State College	BS; MEd
Bushey, Lisa M.	Literacy Support (Gr. K-5)	Trinity College of Vermont	BA
Charron, Emmy J.	Guidance (Gr. 9-12)	Johnson State College	MA
Charron, Regan G.	Grade 1	Champlain College; University of Vermont	BS; MEd
Clark, Bill	ELL (Gr. 9-12)	Montclair; Boston U; Northeastern U; UVM	BA; MS; MA; MAT
Clark, Joseph D.	Spec. Ed. (Gr. 9-12)	Edinboro University of Pennsylvania	BS
*Clark, Melissa M.	Math (Gr. 9-12)	University of Vermont	BS
Cramer, Jill S.	Spec. Ed. (Gr. K-5)	Syracuse University; St. Michaels College	BS; MEd
Crandall, Barbara A.	Art (Gr. K-5)	S. Connecticut State College; RI School of Design	BA; MA
Crowley, Stephen C.	Science (Gr. 9-12)	Middlebury College; Antioch University	BA; MST
Dall, Amanda J.	SLP (PK-Gr. 3)	Nazareth College; State U of NY-Plattsburgh	BS; MA
Donovan, Emily C.	Spec. Ed. (Gr. 6-12)	College of St. Rose	BS
Feiss, Stephen E.	Math (Gr. 9-12)	Bates College; Cambridge College	BA; MEd
Figdor, Alison I.	Grade 5	University of Vermont	BA
Flahive, Susan R.	Middle School (Gr. 6-8)	Trinity College of Vermont; University of Vermont	BA; 5th Year Cert.
Fox, Robert P.	SLP (Gr. 3-12)	Georgetown U; University of Illinois	BS; MA; PsyD
George, Debora S.	Spec. Ed. (PK-EEE)	Champlain College; University of Vermont	AS; BS; MEd
Goetz, Lisa H.	Grade 3	University of Illinois; National-Louis University	BS; MEd
Gonter, Debra J.	Alternative Room (Gr. 9-12)	Ohio Dominican College; Johnson State College	BA; MA
Graves, Laura M.	Middle School (Gr. 6-8)	Providence College; University of Vermont	BA; MEd
Gray, Chelsea A.	EEE	University of Vermont	MEd
Greve, Laura	Grade 4	University of Vermont	BA
Hager, Holly N.	Nurse	Vermont Technical College	AS
Hamble, Stefanie A.	Dir. of Teach/Learn (Gr. K-12)	University of Miami; St. Michaels College	BS; MEd
Hauke, Steven W.	Spec. Ed. Self Contained (Gr. 9-12)	St. Michaels College	BA
Hogan, Casey L.	Grade 2	Champlain College; University of Vermont	BS; MEd
Howell, Traci M.	Spec. Ed. (Gr. 6-8)	University of NH; University of NH	BA; MEd
Issenberg, Donna M.	Reading (Gr. 6-12)	Boston College	MEd
Johnson, Nancy L.	Grade 1	St. Michaels College; St. Michaels College	BA; MEd
Keller, Nancy L.	Middle School (Gr. 7-8)	Macalester College; University of Vermont	BA; MEd
Keough, Patricia H.	Grade 4	Russell Sage College	BS
Kernoff, Bret M.	Spec. Ed. Self Contained (Gr.6-8)	University of Vermont; St. Michaels College	BA; MEd
King, Eric	Spec. Ed. (Gr. 9-12)	Portland State University; California State University	BS; MS
Knapp, Jacie A.	Grade 5	Champlain College; University of Vermont	BS; MEd
Kollgaard, Kirsten S.	ELL (Gr. K-5)	Hartwick College; St. Michaels College	BA; MAT
Koplinka-Loehr, Danielle	Music (Gr. K-5)	Oberlin College	BA
Krol, Gina M.	Middle School (Gr. 6-8)	Notre Dame College; University of Vermont	BS; MEd
Laforce, Debra A.	Kindergarten	Trinity College of Vermont	BA
*Lansing, Richard N.	Driver Education	Ohio State University; University of Vermont	BS; MEd
Lapointe, Jennifer L.	Grade 1	University of St. Thomas; University of Vermont	BA; MEd
Legault, Sarah J.	Grade 5	State U of NY-Plattsburgh; State U of NY-Potsdam	BS; MS
Lewis, Matthew R.	Physical Education	University of Vermont	BS
Litterer, Brenton L.	Language Arts (Gr. 9-12)	University of Northern Iowa	BA
Magistrale, Christopher	Middle School (Gr. 6-8)	University of Vermont	MAT
Mander-Adams, Cathy J.	Music (Gr. 6-12)	Johnson State College	BA
Mckelvy, John J.	Social Studies (Gr. 9-12)	Dartmouth College; Duke University	BA; MA
McQuinn, Marc B.	Social Studies (Gr. 9-12)	University of Vermont	BS
*McWilliam, Linda P.	Kindergarten	University of Vermont	BS

FACULTY - 2011/2012 SCHOOL YEAR (cont.)

Mellen, Rebecca L.	Math (Gr. 9-12)	Ithaca	BS
Merkel, Sarah A.	Spec. Ed. (Gr. K-5)	West Chester University; U of Colorado at Boulder	BS; MA
Messier, Suzanne	Physical Education	Champlain College	BS
Moran, Kaitlin J.	Alternative Room (Gr. 9-12)	Boston University, Brown University	BA; MAT
Mosehauer, Anja P.	Middle School (Gr. 6-8)	University of Vermont; Tufts University	BS; MAT
Moulton, Angela M.	Grade 2	University of Vermont; University of Vermont	BS; MEd
Muir, David E. IV	Kindergarten	Johnson State College	BA
Murphy, Sarah S.	Guidance (K-5)	University of Vermont; University of Vermont	BS; MS
Niss, Dorothy F.	LMC Director	Clark University; Johnson State College	BA; MA
Pape, James G.	Spec. Ed. Evaluator (K-12)	State U of NY-Albany; Trinity College; UVM	BA; BA; MEd
Parris, Elizabeth R.	Nurse	Bob Jones University	BS
Pecor, Nancy E.	Grade 4 (Leave of Absence)	University of Vermont; University of Vermont	BS; MEd
Perrotte, Jessica A.	Grade 2	University of Vermont; University of Vermont	BS; MEd
Plasse, Jean A.	ELL (Gr. K-8)	St. Michaels College; St. Michaels College	BA; MA
Poquette, Courtney M.	Business Education	Champlain College; Southern NH University	BS; MBA
Richard, Melissa C.	Middle School (Gr. 6-8)	Wheaton College; St. Michaels College	BA; MEd
Saffo, Veronica J.	French (Gr. 9-12)	Syracuse University	BA
Savage, Rebecca	ELL (Gr. 9-12)	St. Lawrence University; St. Michaels College	BA; MA
Sherrer, Amy J.	Middle School (Gr. 6-8)	St. Michaels College	BA
*Steady, Michele L.	Kindergarten	University of Vermont	BS
Thomas, Margaret D.	Math Lab (K-5)	Castleton State College; University of Vermont	BS; MEd
Thompson, Lois E.	Grade 1	Lyndon State College	BS
Timbers-Devost, Nancy	ELL (Gr. K-5)	University of Vermont; Rhode Island College	BS; MEd
Unger, Lauren E.	Family & Consumer Science	University of Vermont	BS
Webb, Matthew S.	Language Arts (Gr. 9-12)	Amherst College	BA
*Weimer, Jody L.	Kindergarten	University of Vermont; University of Vermont	BS; MEd
Wheeland, Andrea M.	ELL (Gr. 6-8)	Nyack College; City College of New York	BS; MS
White, Ingeborg A.	ELL (Gr. 9-12)	University of Munich; St. Michaels College	BA; MA
Willette, Glenn L.	Grade 3	University of Vermont; University of Vermont	BS; MEd

*Part-time

Luke is spending his lunch period with a number of high school students jamming in the band room.



SUPPORT STAFF - 2011/2012 SCHOOL YEAR

Instructional Assistants:

Allen, Betty J.	Bullard, Melissa A	Harris-Dodge, Hayden M.	Lovejoy, Caitlin J	Rocheleau, Bonny M.
Antoniak, Candice M.	Bulle, Dalib	Hayes, Joanna	Luitel, Puspa L.	Rowe, Devin L.
Armstrong, Linda M.	Campbell, Mary M.	Henderson, Jessica M	Magowan, Danielle M.	Ryan, Mary Alice
Atkins, Judith M.	Chevrette, Debra M.	Henry, Jeannine A.	Merola, Michael P	Soliz, Tabatha A.
Baron, Erin R	Costantino, Alexander B	Knapp, Emily K.	Mezetovic, Aftaba	Still, April M
Beddoe, Ali E	Dericks, Trevor P	Knowlton, Jeanne L.	Mezetovic, Amela	Ticehurst, Brenda B.
Beisiegel, Donald L.	Edelstein, Marcy S	LaFond, Kara L.	*Nguyen, Lan T.	Wells, Holly S.
Bennett, Robert	Fitzpatrick, Kelly A.	Lamothe, Carolyn H.	Oetjen, William J	Wolcott, Patricia L.
Boone, Catherine M.	Fountain, Shannon M.	Lavalette, Melissa A.	Osha, Kari A	
Bordeaux, Kristina R.	Gibbons, Clarissa L	Lavigne, Diane M.	Palmer, Nanette C.	
Brady, Erin K.	Gore, Dana L	Letourneau, Kaitlin L.	Parker, Karyn B	
Bristow-Johnson, Phyllis L	Guadalupi, Jennifer A	Lewis, Kate	Poulin, Amy J.	

Office Staff

Casier, Linda	Secretary, JFK
*Campbell, Mary	Secretary, Title I
Dubuc, Elizabeth C.	Secretary, Winooski M/H School
Metivier, Sandra	Administrative Assistant, Supt.'s Office
*Pitfido, Barbara A.	Secretary, JFK
Recine, Sandra	Administrative Assistant, Special Services
Scichitano, Diane	Accounts Payable/Receivable

Custodial/Maintenance:

Aldieri, Johnathan	Custodian, JFK
Bennett, Kathleen M.	Custodian/Supervisor
Fregeau, Steven	Custodian, JFK
Hall, Thomas	Custodian, District
Meunier, Sean	Maintenance Worker/Groundskeeper
O'Neil, Kevin	Head Maintenance
Wells, Kyle R.	Custodian, WMS

Other Support Staff:

Arigo, Joseph	Behavior Interventionist	*Malcovsky, John	Information Technology Asst.
*Boudreau, William	Bus Aide	Martin, Sarah	Behavior Specialist, ISS
Bray, Cathy	Copy Center/Security	*Metivier, Brittany L.	Kid's First Afterschool Program
*Burbo, Catherine	Library Assistant	*Pitfido, Barbara A.	Fresh Fruit & Vegetable Program
*Donnelly-DeBay, Mary Ann	School Psychologist	*Polson, Diane	Dental Hygienist, Tooth Tutor
Greene, Karen	Student Services Assistant (WM/HS)	*Raymond, Jessica M.	Recess Aide
*Johnson, Amanda J.	Recess Aide	Russ, Barbara	Coordinator-21st Century Grant
*Kirby, Kyle	Crossing Guard-Main/Normand St.	Shea-Gamache, Petie	Student Services Assistant (JFK)
*Korf, Tracy	Recess Aide	Thompson, Bryan	Computer Facilitator
*Lach, Elizabeth A.	Recess Aide	*Wallgren, Kathleen A.	Recess Aide

*Part-time

WINOOSKI SCHOOL DISTRICT

BUDGET ANALYSIS BY FUNCTION

	ACTUAL FY '11 BUDGET	ACTUAL FY '12 BUDGET	PROPOSED FY '13 BUDGET
<u>REGULAR PROGRAMS</u>			
1100 Regular Programs	4,743,637.	4,834,618.	5,196,147.
1200 Spec. Ed. Programs	1,800,227.	1,992,406.	2,255,412.
1300 Voc/ Tech Education	103,919.	99,960.	99,960.
1400 Co-Curricular Activities	262,431.	275,211.	298,278.
1600 Adult Continuing Ed.	0.	0.	0.
2100 Support Serv.-Students	860,096.	883,976.	954,597.
2200 Support Serv.-Instruction	625,909.	603,462.	674,339.
2300 Support Serv.-Gen. Adm.	306,663.	378,873.	388,147.
2400 Support Serv.-School Area	724,421.	713,484.	731,574.
2500 Support Serv.-Business	226,659.	230,567.	233,918.
2600 Operation & Maint. of Plant.	1,085,016.	1,144,816.	1,173,391.
2700 Student Transportation Serv.	122,920.	114,347.	141,535.
2800 Support Services Center	11,500.	11,500.	13,439.
2900 Other Support Services	0.	0.	0.
5100 Debt Service-Long Term	283,637.	270,289.	256,879.
6000 Contingency	0.	0.	0.
Sub Total-Regular Budget	11,157,035.	11,553,509.	12,417,616.

	ACTUAL FY '11 BUDGET	ACTUAL FY '12 BUDGET	PROPOSED FY '13 BUDGET
<u>FEDERAL PROGRAMS</u>			
1100 Regular Programs	326,257.	250,022.	252,132.
1200 Special Education	737,995.	765,801.	776,134.
1400 Co-Curricular Activities	70,070.	75,757.	96,088.
2100 Support Serv.-Students	198,651.	236,206.	134,009.
2200 Support Serv.-Instruction	800.	202,630.	134,700.
2300 Support Serv.-Gen. Adm.	0.	10,589.	0.
2400 Support Serv.-School Area	0.	0.	0.
2500 Support Serv.-Business	0.	0.	0.
2600 Operation/ Maint. of Plant Services	0.	0.	0.
3000 Community Services	0.	3,698.	5,000.
Sub Total-Federal Budget	1,333,773.	1,544,703.	1,398,063.
GRAND TOTAL	12,490,808.	13,098,212.	13,815,679.

WINOOSKI SCHOOL DISTRICT

BUDGET ANALYSIS BY OBJECT

	ACTUAL FY '11 BUDGET	ACTUAL FY '12 BUDGET	PROPOSED FY '13 BUDGET
<u>REGULAR PROGRAMS</u>			
100 Salaries	6,187,114.	6,450,927.	6,958,602.
200 Employee Benefits	2,340,669.	2,350,001.	2,522,748.
300 Purchased Prof. & Tech. Serv.	647,494.	579,599.	735,524.
400 Purchased Property Serv.	178,163.	190,034.	184,280.
500 Other Purchased Services	723,951.	940,339.	873,985.
600 Supplies & Materials	621,121.	605,990.	602,695.
700 Property/Equipment	111,041.	104,470.	215,961.
800 Interest/Dues/Judgements/Cont.	127,482.	112,149.	103,821.
900 Redemption/Principal	<u>220,000.</u>	<u>220,000.</u>	<u>220,000.</u>
Sub Total-Regular Budget	11,157,035.	11,553,509.	12,417,616.

	ACTUAL FY '11 BUDGET	ACTUAL FY '12 BUDGET	PROPOSED FY '13 BUDGET
<u>FEDERAL PROGRAMS</u>			
100 Salaries	932,424.	922,523.	857,253.
200 Employee Benefits	279,854.	277,651.	253,022.
300 Purchased Prof. & Tech. Serv.	103,980.	312,752.	254,100.
400 Purchased Property Serv.	0.	0.	0.
500 Other Purchased Services	0.	3,035.	0.
600 Supplies & Materials	17,515.	28,742.	33,688.
700 Property/Equipment	0.	0.	0.
800 Interest/Dues/Judgements/Cont.	0.	0.	0.
900 Redemption/Principal	<u>0.</u>	<u>0.</u>	<u>0.</u>
Sub Total-Federal Budget	1,333,773.	1,544,703.	1,398,063.
GRAND TOTAL	12,284,311.	13,098,212.	13,815,679.

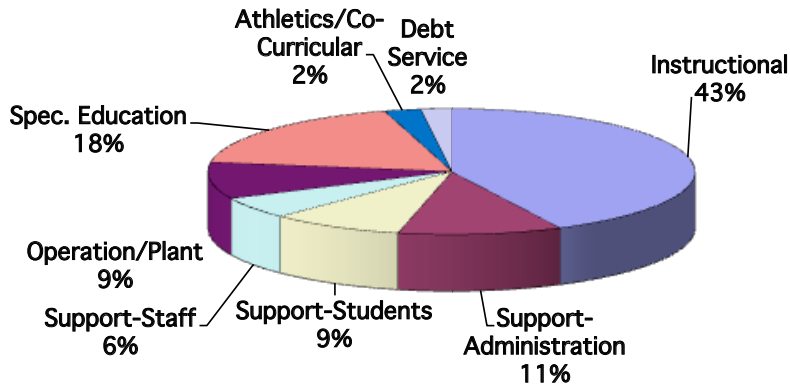
REVENUE PROJECTIONS

		FY '11 BUDGET	FY '12 BUDGET	FY '13 PROJECTIONS
<u>REGULAR BUDGET</u>				
1112-000	Delinquent Taxes	0	0	0
1118-000	8% Penalty	0	0	0
1311-000	Pre-School Tuition	0	0	0
1320-000	Tuition LEA's	12,000	14,000	14,000
1500-000	Interest	15,000	22,500	19,500
1710-000	Athletic Admission/Other	3,800	4,200	4,800
1901-000	Tax Stabilization/In Lieu of Taxes (1 HYDRO)	146,000	148,000	150,000
1910-000	Rental	10,500	1,958	9,500
1941-000	Services to VT LEA's	0	0	0
1991-000	School Choice	20,000	20,000	20,000
1990-000	Misc. Revenues	15,000	18,000	19,500
1995-000	Employee Insurance Contribution	0	0	0
<u>General State Aid</u>				
3110-000	Education Spending Revenue From Ed Fund	9,677,688	9,917,765	10,632,376
3114-000	Technical Center FTE	130,000	130,000	13,000
3150-000	Transportation Aid	2,500	3,000	3,200
3282-000	Driver Ed. Reimbursement	1,100	1,200	830
3308-000	Voc. Ed. Transportation	5,000	5,500	8,500
<u>Special Education Aid</u>				
3201-000	Mainstream Grant-S.E. (State)	281,293	302,201	294,880
3202-000	Intensive-S.E. (State)	717,980	896,749	1,101,306
3203-000	Extraordinry-S.E. (State)	0	0	0
3204-000	EEE (State)	50,174	56,436	61,224
3205-000	State Placed	69,000	12,000	65,000
3213-000	BEST Grant	0	0	0
SUB TOTAL		11,157,035	11,553,509	12,417,616
<u>FEDERAL BUDGET</u>				
4000-000	Schoolwide Program Funds	709,773	705,000	697,896
4226-000	IDEA Flow-through (Federal)	196,229	230,786	238,972
4228-000	Preschool Incentives (Federal)	8,619	8,700	9,615
4255-000	School Improvement Grant HS	0	91,575	95,000
4255-000	School Improvement Grant MS	0	50,000	0
4255-000	School Improvement Grant JFK	0	50,000	0
4265-000	Homeless Program	20,585	19,400	10,000
4446-000	Fresh Fruit Vegetable Program	0	29,000	25,000
4481-000	Medicaid (IEP services)	135,227	137,923	110,732
4482-000	Medicaid EPSDT	19,354	42,230	31,640
4557-000	Refugee Grant	29,963	53,776	53,000
4562-000	Reading First Grant	0	0	0
5555-000	School Based Tobacco	5,000	5,000	5,000
0000-000	Title IV-21st Century Grant	70,070	80,513	80,408
0000-000	Title III - Language Instruction	20,000	40,000	40,000
7756-000	ARRA-IDEA B	30,000	0	0
7799-000	ARRA-CFP (SWP)	88,153	0	0
7840-000	Local Standards Board	800	800	800
SUB TOTAL		1,333,773	1,544,703	1,398,063
GRAND TOTAL		12,490,808	13,098,212	13,815,679

* All FY '13 revenue projections are estimates.

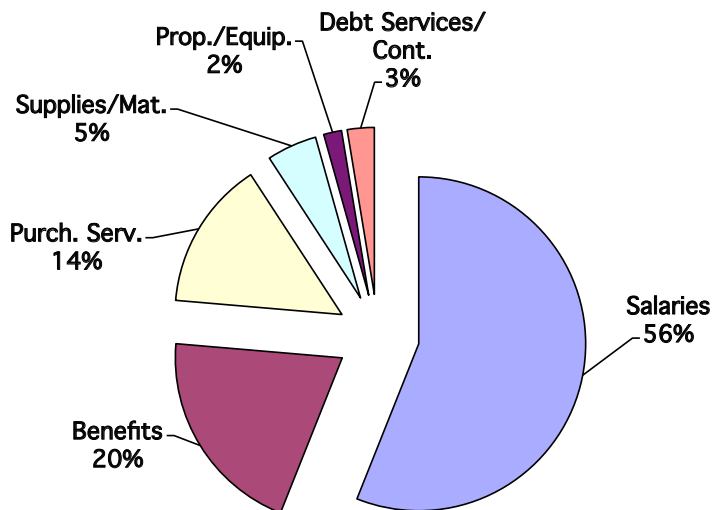
2012-2013 BUDGET AT A GLANCE

PROPOSED PROGRAMS - FY '13 REGULAR BUDGET



Instructional - \$5,296,107
 Support-Admin. - \$1,353,639
 Support-Students - \$1,096,132
 Support-Staff - \$687,778
 Operation of Plant - \$1,173,391
 Special Ed. - \$2,255,412
 Athletic/Co-Cur - \$298,278
 Debt Services - \$256,879

TOTAL BUDGET - \$12,417,616



Salaries - \$6,958,602
 Benefits - \$2,522,748
 Purchased Services - \$1,793,789
 Supplies/Materials - \$602,695
 Property/Equipment - \$215,961
 Debt/Contingency - \$323,821

TOTAL BUDGET - \$12,417,616

#####

[illegible][illegible]

$\frac{0}{\text{---}} \begin{matrix} | \\ | \\ | \\ | \\ | \end{matrix}$

.....

.....

.....

[illegible]

[illegible][illegible]

.....

[illegible]

Abstract

[illegible]

1. *Journal of the American Medical Association*, 1997; 277: 1001-1005.

Abstract

[illegible][illegible]

	0	1	2	3	4	5	6	7	8	9	10	11	12	13	14	15	16	17	18	19	20	21	22	23	24	25	26	27	28	29	30	31	32	33	34	35	36	37	38	39	40	41	42	43	44	45	46	47	48	49	50	51	52	53	54	55	56	57	58	59	60	61	62	63	64	65	66	67	68	69	70	71	72	73	74	75	76	77	78	79	80	81	82	83	84	85	86	87	88	89	90	91	92	93	94	95	96	97	98	99	100	101	102	103	104	105	106	107	108	109	110	111	112	113	114	115	116	117	118	119	120	121	122	123	124	125	126	127	128	129	130	131	132	133	134	135	136	137	138	139	140	141	142	143	144	145	146	147	148	149	150	151	152	153	154	155	156	157	158	159	160	161	162	163	164	165	166	167	168	169	170	171	172	173	174	175	176	177	178	179	180	181	182	183	184	185	186	187	188	189	190	191	192	193	194	195	196	197	198	199	200	201	202	203	204	205	206	207	208	209	210	211	212	213	214	215	216	217	218	219	220	221	222	223	224	225	226	227	228	229	230	231	232	233	234	235	236	237	238	239	240	241	242	243	244	245	246	247	248	249	250	251	252	253	254	255	256	257	258	259	260	261	262	263	264	265	266	267	268	269	270	271	272	273	274	275	276	277	278	279	280	281	282	283	284	285	286	287	288	289	290	291	292	293	294	295	296	297	298	299	300	301	302	303	304	305	306	307	308	309	310	311	312	313	314	315	316	317	318	319	320	321	322	323	324	325	326	327	328	329	330	331	332	333	334	335	336	337	338	339	340	341	342	343	344	345	346	347	348	349	350	351	352	353	354	355	356	357	358	359	360	361	362	363	364	365	366	367	368	369	370	371	372	373	374	375	376	377	378	379	380	381	382	383	384	385	386	387	388	389	390	391	392	393	394	395	396	397	398	399	400	401	402	403	404	405	406	407	408	409	410	411	412	413	414	415	416	417	418	419	420	421	422	423	424	425	426	427	428	429	430	431	432	433	434	435	436	437	438	439	440	441	442	443	444	445	446	447	448	449	450	451	452	453	454	455	456	457	458	459	460	461	462	463	464	465	466	467	468	469	470	471	472	473	474	475	476	477	478	479	480	481	482	483	484	485	486	487	488	489	490	491	492	493	494	495	496	497	498	499	500	501	502	503	504	505	506	507	508	509	510	511	512	513	514	515	516	517	518	519	520	521	522	523
--	---	---	---	---	---	---	---	---	---	---	----	----	----	----	----	----	----	----	----	----	----	----	----	----	----	----	----	----	----	----	----	----	----	----	----	----	----	----	----	----	----	----	----	----	----	----	----	----	----	----	----	----	----	----	----	----	----	----	----	----	----	----	----	----	----	----	----	----	----	----	----	----	----	----	----	----	----	----	----	----	----	----	----	----	----	----	----	----	----	----	----	----	----	----	----	----	----	----	----	----	-----	-----	-----	-----	-----	-----	-----	-----	-----	-----	-----	-----	-----	-----	-----	-----	-----	-----	-----	-----	-----	-----	-----	-----	-----	-----	-----	-----	-----	-----	-----	-----	-----	-----	-----	-----	-----	-----	-----	-----	-----	-----	-----	-----	-----	-----	-----	-----	-----	-----	-----	-----	-----	-----	-----	-----	-----	-----	-----	-----	-----	-----	-----	-----	-----	-----	-----	-----	-----	-----	-----	-----	-----	-----	-----	-----	-----	-----	-----	-----	-----	-----	-----	-----	-----	-----	-----	-----	-----	-----	-----	-----	-----	-----	-----	-----	-----	-----	-----	-----	-----	-----	-----	-----	-----	-----	-----	-----	-----	-----	-----	-----	-----	-----	-----	-----	-----	-----	-----	-----	-----	-----	-----	-----	-----	-----	-----	-----	-----	-----	-----	-----	-----	-----	-----	-----	-----	-----	-----	-----	-----	-----	-----	-----	-----	-----	-----	-----	-----	-----	-----	-----	-----	-----	-----	-----	-----	-----	-----	-----	-----	-----	-----	-----	-----	-----	-----	-----	-----	-----	-----	-----	-----	-----	-----	-----	-----	-----	-----	-----	-----	-----	-----	-----	-----	-----	-----	-----	-----	-----	-----	-----	-----	-----	-----	-----	-----	-----	-----	-----	-----	-----	-----	-----	-----	-----	-----	-----	-----	-----	-----	-----	-----	-----	-----	-----	-----	-----	-----	-----	-----	-----	-----	-----	-----	-----	-----	-----	-----	-----	-----	-----	-----	-----	-----	-----	-----	-----	-----	-----	-----	-----	-----	-----	-----	-----	-----	-----	-----	-----	-----	-----	-----	-----	-----	-----	-----	-----	-----	-----	-----	-----	-----	-----	-----	-----	-----	-----	-----	-----	-----	-----	-----	-----	-----	-----	-----	-----	-----	-----	-----	-----	-----	-----	-----	-----	-----	-----	-----	-----	-----	-----	-----	-----	-----	-----	-----	-----	-----	-----	-----	-----	-----	-----	-----	-----	-----	-----	-----	-----	-----	-----	-----	-----	-----	-----	-----	-----	-----	-----	-----	-----	-----	-----	-----	-----	-----	-----	-----	-----	-----	-----	-----	-----	-----	-----	-----	-----	-----	-----	-----	-----	-----	-----	-----	-----	-----	-----	-----	-----	-----	-----	-----	-----	-----	-----	-----	-----	-----	-----	-----	-----	-----	-----	-----	-----	-----	-----	-----	-----	-----	-----	-----	-----	-----	-----	-----	-----	-----	-----	-----	-----	-----	-----	-----	-----	-----	-----	-----	-----	-----	-----	-----	-----	-----	-----	-----	-----	-----	-----	-----	-----	-----	-----	-----	-----	-----	-----	-----	-----	-----	-----	-----	-----	-----	-----	-----	-----	-----	-----	-----	-----	-----	-----

[illegible]

FY '13 BUDGET INFORMATION

WHAT IS INCLUDED IN THE FY '13 WARNING?

ARTICLE I, II, III: These Articles are self-explanatory.

ARTICLE IV - FY '13 FEDERAL BUDGET: Each year, the Winooski School District receives Federal Funds for designated programs. This Article allows the School District to accept and expend these funds. This article has no effect on the property tax rate.

ARTICLE V - FY '13 REGULAR BUDGET: The School Board used a modified zero based budget process. The administrators, board and budget advisory committee members worked hard to maintain current programs while containing costs.

WHAT IS DIFFERENT IN THIS YEAR'S BUDGET?

The FY '13 budget maintains all current programs. Contractual obligations and utilities continue to be a significant portion of the budget. We have added 2.0 FTE English Language Learner teachers to meet the needs of our New American students. 30% of the student population is comprised of non-English speakers. Our students from around the world provide all students with an opportunity to learn about other cultures while learning to respect differences. This results in a rich learning environment!

1.5 FTE math positions have been added to the high school. Students entering high school below grade level will participate in a math intervention program in addition to their regular math class. Research shows that students require 60 minutes of math daily in order to improve outcomes.

The Nellie Mae Grant required us to contribute \$80,000 toward the one-to-one initiative (laptop computers) at the high school. Technology will become an important instructional tool as we move toward personalized student learning plans. The use of technology for all students will increase learning time outside the school walls. Students will be provided with new opportunities to achieve, demonstrate and celebrate proficiency.

Our conservative approach to school finance has served the Winooski community very well over the past few years allowing for minimal tax increases. The new positions in this year's budget are necessary in transforming the high school and improving student outcomes.

ARTICLE VI - CHARTER CHANGE: Article VI on the ballot was requested by a community member. This article would amend the Winooski School Charter. The School Treasurer would no longer be a vote from the floor at the Annual meeting. The position would now be voted on through Australian ballot. The amendment to the charter outlines the role and responsibilities of the school treasurer.

TREASURER'S REPORT 2010/2011

	GENERAL FUND	RESERVE ACCOUNT	MEDICAID	FOOD SERVICE
BALANCE FORWARD	\$ 370,309	\$ 537,880	\$ 366,652	\$ 41,651

MONTH	INCOME & INTEREST	INCOME & INTEREST	INCOME & INTEREST	INCOME & INTEREST
JULY	\$ 737,005	\$ 91	\$ 8	\$ 2
AUGUST	\$ 1,456,704	\$ 4,585	\$ 42,720	\$ 15,267
SEPTEMBER	\$ 1,768,174	\$ 69	\$ 12,616	\$ 7,801
OCTOBER	\$ 175,772	\$ 63	\$ 12	\$ 5,781
NOVEMBER	\$ 1,224,769	\$ 61	\$ 7,558	\$ 6,112
DECEMBER	\$ 2,140,185	\$ 62	\$ 13	\$ 115,777
JANUARY	\$ 516,087	\$ 62	\$ 5,088	\$ 37,365
FEBRUARY	\$ 1,574,479	\$ 55	\$ 12	\$ 9,752
MARCH	\$ 459,919	\$ 34	\$ 30,098	\$ 46,391
APRIL	\$ 2,390,778	\$ 23	\$ 40,599	\$ 67,119
MAY	\$ 163,456	\$ 23	\$ 3	\$ 37,899
JUNE	\$ 1,448,665	\$ 212,042	\$ 6,225	\$ 2,472
TOTALS	\$ 14,055,994	\$ 217,170	\$ 144,952	\$ 351,739

MONTH	VOUCHERS & CHARGES	VOUCHERS & CHARGES	VOUCHERS & CHARGES	VOUCHERS & CHARGES
JULY	\$ 593,495	\$ -	\$ -	
AUGUST	\$ 739,853	\$ 169,203	\$ -	\$ -
SEPTEMBER	\$ 623,669	\$ 4,004	\$ -	\$ 19,967
OCTOBER	\$ 877,263	\$ -	\$ -	\$ 15
NOVEMBER	\$ 1,288,306	\$ 3,978	\$ -	\$ 64,883
DECEMBER	\$ 1,316,799	\$ 480	\$ -	\$ 64,645
JANUARY	\$ 896,651	\$ 1,658	\$ 99,239	\$ 53,558
FEBRUARY	\$ 904,874	\$ 25,336	\$ -	\$ -
MARCH	\$ 1,024,454	\$ -	\$ 34,572	\$ 38,000
APRIL	\$ 969,678	\$ -	\$ -	\$ 80,140
MAY	\$ 1,272,724	\$ -	\$ -	\$ 34,384
JUNE	\$ 3,290,568	\$ 5	\$ 62,170	\$ 43,449
TOTALS	\$ 13,798,334	\$ 204,664	\$ 195,982	\$ 399,040
BALANCE FORWARD	\$ 627,969	\$ 550,386	\$ 315,622	\$ (5,651)



Honors students from the Middle School celebrating.



The Sound of Music was a huge success.



Devon practices his passing skills in the fall.

WILLIAM YACAVONI
CERTIFIED PUBLIC ACCOUNTANT
301 North Main Street
Barre, VT 05641

Tel. 476-4464

Fax 476-7785

INDEPENDENT AUDITOR'S REPORT

Board of School Trustees
Winooski School District
Winooski, Vermont 05404

I have audited the accompanying financial statements of the governmental activities, each major fund, and the aggregate remaining fund information of the Winooski School District, as of and for the year ended June 30, 2011, which collectively comprise the Winooski School District basic financial statements as listed in the Table of Contents. These financial statements are the responsibility of the Winooski School District management. My responsibility is to express opinions on these financial statements based on my audit.

I conducted my audit in accordance with auditing standards generally accepted in the United States of America and the standards applicable to financial audits contained in Government Auditing Standards, issued by the Comptroller General of the United States. Those standards require that I plan and perform the audit to obtain reasonable assurance about whether the financial statements are free of material misstatement. An audit includes examining, on a test basis, evidence supporting the amounts and disclosures in the financial statements. An audit also includes assessing the accounting principles used and significant estimates made by management, as well as evaluating the overall financial statement presentation. I believe that my audit provides a reasonable basis for my opinions.

In my opinion, the financial statements referred to above present fairly, in all material respects, the respective financial position of the governmental activities, each major fund, and the aggregate remaining fund information of the Winooski School District, as of June 30, 2011, and the respective changes in financial position and cash flows, where applicable, thereof for the year then ended in conformity with accounting principles generally accepted in the United States of America.

**NOTE: THE COMPLETE AUDIT REPORT IS ON FILE IN THE SUPERINTENDENT'S
OFFICE FOR REVIEW.**

Board of School Trustees
Winooski School District

In accordance with Government Auditing Standards, I have also issued my report dated January 9, 2012, on my consideration of the Winooski School District internal control over financial reporting and on my tests of its compliance with certain provisions of laws, regulations, contracts, and grants. The purpose of that report is to describe the scope of my testing of internal control over financial reporting and compliance and the results of that testing and not to provide an opinion on the internal control over financial reporting or on compliance. That report is an integral part of an audit performed in accordance with Government Auditing Standards and should be read in conjunction with this report in considering the results of my audit.

Management's Discussion and Analysis is not a required part of the basic financial statements but is supplementary information required by accounting principles generally accepted in the United States of America. I have applied certain limited procedures, which consisted principally of inquiries of management regarding the methods of measurement and presentation of the required supplementary information. However, I did not audit the information and express no opinion on it.

My audit was conducted for the purpose of forming opinions on the financial statements that collectively comprise the Winooski School District basic financial statements. The accompanying Schedule of Expenditures of Federal Awards is presented for purposes of additional analysis as required by U. S. Office of Management and Budget Circular A-133, Audits of States, Local Governments, and Non-Profit Organizations, and is also not a required part of the basic financial statements of the Winooski School District. The Schedule of Expenditures of Federal Awards has been subjected to the auditing procedures applied in the audit of the basic financial statements and, in my opinion, is fairly stated in all material respects in relation to the basic financial statements taken as a whole.



William Yacavoni
Certified Public Accountant
License # 92-0000153
January 9, 2012

WINOOSKI SCHOOL DISTRICT
STATEMENT OF NET ASSETS
JUNE 30, 2011

Governmental
Activities

ASSETS

Current Assets:

Cash	\$1,543,623
Accounts Receivable	<u>264,459</u>

Total Current Assets	<u>1,808,082</u>
----------------------	------------------

Non-Current Assets:

Land, Buildings, and Equipment - Net of Accumulated Depreciation of \$5,386,409	<u>4,543,427</u>
--	------------------

TOTAL ASSETS	<u>\$6,351,509</u>
--------------	--------------------

LIABILITIES

Current Liabilities:

Accounts Payable	\$ 266,291
Deferred Revenue	<u>53,109</u>

Total Current Liabilities	<u>319,400</u>
---------------------------	----------------

Non-Current Liabilities:

Bonds Payable	990,000
Career Change Incentive Payable	<u>199,549</u>

Total Non-Current Liabilities	<u>1,189,549</u>
-------------------------------	------------------

TOTAL LIABILITIES	<u>\$1,508,949</u>
-------------------	--------------------

NET ASSETS

Invested in Capital Assets - Net of Related Debt	\$3,553,427
Restricted	384,934
Unrestricted	<u>904,199</u>

TOTAL NET ASSETS	<u>\$4,842,560</u>
------------------	--------------------

WINOOSKI SCHOOL DISTRICT
STATEMENT OF ACTIVITIES
FOR THE YEAR ENDED JUNE 30, 2011

	Expenses	Charges for Services	Program Revenue Operating Grant and Contributions	Net (Expense) Revenue and Change in Net Assets
Governmental Activities:				
Direct Instruction	\$ 9,150,993	\$1,083,313	\$1,467,940	\$(6,599,740)
Support Services	986,580	0	299,373	(687,207)
Administration and Fiscal Services	1,318,098	0	92,346	(1,225,752)
Operation and Maintenance of Plant	966,558	0	0	(966,558)
Interest - Debt	63,637	0	0	(63,637)
Extra-Curricular Activities	334,437	5,892	0	(328,545)
Food Service	431,947	396,189	25,839	(9,919)
Other	99,785	0	0	(99,785)
Total Governmental Activities	<u>\$13,352,035</u>	<u>\$1,485,394</u>	<u>\$1,885,498</u>	<u>(9,981,143)</u>
General Revenue:				
Local Property Taxes				4,506,597
State Aid:				
General Support				5,227,300
Other State and Federal Aid				312,013
Interest				31,251
Tax Stabilization				151,480
Other				<u>180,813</u>
Total General Revenue				<u>10,409,454</u>
Change in Net Assets				428,311
Net Assets - Beginning				<u>4,414,249</u>
Net Assets - Ending				<u>\$ 4,842,560</u>

WINOOSKI SCHOOL DISTRICT
STATEMENT OF FIDUCIARY NET ASSETS
FIDUCIARY FUNDS
JUNE 30, 2011

	<u>Agency Funds</u>
<u>ASSETS</u>	
Cash	\$ <u>63,257</u>
<u>LIABILITIES</u>	
Due to Student Organizations	\$ <u>63,257</u>
<u>NET ASSETS</u>	\$ <u>0</u>

WINOOSKI SCHOOL DISTRICT
BALANCE SHEET
GOVERNMENTAL FUNDS
JUNE 30, 2011

	General Fund	Medicaid/ EPSDT	Reserve Fund	School- Wide Program	Food Service Fund	Other Funds	Total Governmental Funds
<u>ASSETS</u>							
Cash	\$504,239	\$325,979	\$550,110	\$ 46,330	\$ 37,802	\$ 79,163	\$1,543,623
Accounts Receivable	73,583	0	0	3,404	59,425	128,047	264,459
Due from Other Funds	131,187	0	0	0	0	0	131,187
TOTAL ASSETS	\$709,009	\$325,979	\$550,110	\$ 49,734	\$ 97,227	\$207,210	\$1,939,269
<u>LIABILITIES AND FUND BALANCES</u>							
<u>Liabilities:</u>							
Accounts Payable	\$188,885	\$ 0	\$ 0	\$ 0	\$ 68,852	\$ 8,554	\$ 266,291
Due to Other Funds	0	0	0	0	2,969	128,218	131,187
Deferred Revenue	0	0	0	49,734	0	3,375	53,109
Total Liabilities	188,885	0	0	49,734	71,821	140,147	450,587
<u>Fund Balances:</u>							
Restricted	0	325,979	0	0	0	58,955	384,934
Committed	0	0	550,110	0	0	0	550,110
Assigned	0	0	0	0	25,406	8,108	33,514
Unassigned	520,124	0	0	0	0	0	520,124
Total Fund Balances	520,124	325,979	550,110	0	25,406	67,063	1,488,682
TOTAL LIABILITIES AND FUND BALANCES	\$709,009	\$325,979	\$550,110	\$ 49,734	\$ 97,227	\$207,210	\$1,939,269

WINOOSKI SCHOOL DISTRICT
RECONCILIATION OF THE GOVERNMENTAL FUNDS BALANCE SHEET
TO THE STATEMENT OF NET ASSETS
JUNE 30, 2011

Total Fund Balances - Governmental Funds	\$1,488,682
1. Capital assets used in Governmental Funds are not financial resources and, therefore, are not reported in the Governmental Funds financial statements net of accumulated depreciation.	3,966,425
2. Bonds payable not requiring current financial resources have not been included in the Governmental Funds financial statements.	(990,000)
3. Career change incentive payable not requiring current financial resources has not been included in the Governmental Funds financial statements.	<u>(199,549)</u>
Net Assets of Governmental Activities	<u>\$4,265,558</u>

WINOOSKI SCHOOL DISTRICT
STATEMENT OF REVENUE, EXPENDITURES
AND CHANGES IN FUND BALANCES
GOVERNMENTAL FUNDS
FOR THE YEAR ENDED JUNE 30, 2011

	General Fund	Medicaid/ EPSDT	Reserve Fund	School-Wide Program	Food Service Fund	Other Funds	Total Governmental Funds
Revenue:							
Property Taxes	\$ 4,506,597	\$ 0	\$ 0	\$ 0	\$ 0	\$ 0	\$ 4,506,597
State and Federal Aid	5,365,000	142,728	0	889,840	338,761	930,220	7,666,549
Interest	28,133	2,230	652	0	39	197	31,251
Grants - Non-State	0	0	0	0	0	97,023	97,023
Special Education Reimbursement	1,083,313	0	0	0	0	0	1,083,313
Tax Stabilization	151,480	0	0	0	0	0	151,480
Food Sales	0	0	0	0	57,428	0	57,428
Other	133,658	0	4,500	0	0	48,547	186,705
Total Revenue	11,268,181	144,958	5,152	889,840	396,228	1,075,987	13,780,346
Expenditures:							
Direct Instruction	7,329,103	151,239	0	767,341	0	756,021	9,003,704
Support Services	595,976	44,638	0	30,153	0	293,227	963,994
Administration and Fiscal Services	1,195,577	0	0	92,346	0	0	1,287,923
Operation and Maintenance of Plant	943,235	0	204,940	0	0	0	1,148,175
Debt Service	283,637	0	0	0	0	0	283,637
Extra-Curricular Activities	324,345	0	0	0	0	0	324,345
Food Service	0	0	0	0	404,476	25,839	430,315
Other	76,184	0	0	0	0	23,601	99,785
Total Expenditures	10,748,057	195,877	204,940	889,840	404,476	1,098,688	13,541,878

Net Changes in Fund Balances	520,124	(50,919)	(199,788)	0	(8,248)	(22,701)	238,468
Fund Balance - Beginning	212,018	376,898	537,880	0	33,654	89,764	1,250,214
Residual Equity Transfer	<u>(212,018)</u>	<u>0</u>	<u>212,018</u>	<u>0</u>	<u>0</u>	<u>0</u>	<u>0</u>
Fund Balances - Ending	<u>\$ 520,124</u>	<u>\$325,979</u>	<u>\$ 550,110</u>	<u>\$ 0</u>	<u>\$ 25,406</u>	<u>\$ 67,063</u>	<u>\$1,488,682</u>

WINOOSKI SCHOOL DISTRICT
RECONCILIATION OF THE GOVERNMENTAL FUNDS
STATEMENT OF REVENUE, EXPENDITURES AND
CHANGES IN FUND BALANCES
TO THE STATEMENT OF ACTIVITIES
FOR THE YEAR ENDED JUNE 30, 2011

Total Net Changes in Fund Balances - Governmental Funds	\$ 238,468
1. Current year long-term debt principal payments reported as expenditures in the Governmental Funds financial statements are shown as a reduction in long-term debt in the government-wide financial statements.	220,000
2. Depreciation is not recognized as an expense in the Governmental Funds since it does not require the use of current financial resources. The effect of the current year's depreciation is to decrease net assets.	(302,334)
3. Current year capital outlays are expenditures in the Governmental Funds financial statements but they are shown as increases in capital assets in the government-wide financial statements.	208,517
4. Career change incentive payments/additions reported as expenditures in the Governmental Funds financial statements are shown as a reduction in long-term debt in the government-wide financial statements.	<u>63,660</u>
Change in Net Assets of Governmental Activities	\$ <u><u>428,311</u></u>

WINOOSKI SCHOOL DISTRICT
STATEMENT OF REVENUE, EXPENDITURES
AND CHANGES IN FUND BALANCE
BUDGET AND ACTUAL
GENERAL FUND
FOR THE YEAR ENDED JUNE 30, 2011

	<u>Budget Original and Final</u>	<u>Actual</u>	<u>Variance Favorable (Unfavorable)</u>
Revenue:			
Tax Assessments:			
Property Taxes	\$ 4,493,900	\$ 4,506,597	\$ 12,697
Tax Stabilization	<u>146,000</u>	<u>151,480</u>	<u>5,480</u>
Total Tax Assessments	<u>4,639,900</u>	<u>4,658,077</u>	<u>18,177</u>
Intergovernmental:			
State Block Grant	5,221,788	5,227,300	5,512
Special Education Reimbursement	1,118,447	1,083,313	(35,134)
Tech Center	130,000	111,792	(18,208)
Other	<u>8,600</u>	<u>25,908</u>	<u>17,308</u>
Total Intergovernmental	<u>6,478,835</u>	<u>6,448,313</u>	<u>(30,522)</u>
Charges for Services/Space:			
Tuition	12,000	30,707	18,707
Athletic Admissions	3,800	5,892	2,092
Rental of Facilities	10,500	15,591	5,091
School Choice	<u>20,000</u>	<u>42,720</u>	<u>22,720</u>
Total Charges for Services/Space	<u>46,300</u>	<u>94,910</u>	<u>48,610</u>
Interest on Investments	<u>15,000</u>	<u>28,133</u>	<u>13,133</u>
Other	<u>15,000</u>	<u>38,748</u>	<u>23,748</u>
Total Revenue	<u>11,195,035</u>	<u>11,268,181</u>	<u>73,146</u>

WINOOSKI SCHOOL DISTRICT
STATEMENT OF REVENUE, EXPENDITURES
AND CHANGES IN FUND BALANCE
BUDGET AND ACTUAL
GENERAL FUND
FOR THE YEAR ENDED JUNE 30, 2011

	<u>Budget</u> <u>Original</u> <u>and Final</u>	<u>Actual</u>	<u>Variance</u> <u>Favorable</u> <u>(Unfavorable)</u>
Expenditures:			
Regular Instruction:			
Art	\$ 169,041	\$ 173,205	\$ (4,164)
Business	59,395	60,576	(1,181)
English	147,006	157,992	(10,986)
Second Language	132,786	146,296	(13,510)
Physical Education	144,868	143,834	1,034
Family and Consumer Sciences	73,712	48,678	25,034
Tech Education	61,676	61,550	126
Math	155,138	159,147	(4,009)
Music	228,695	228,312	383
Science	150,856	143,116	7,740
Social Studies	143,781	126,077	17,704
Middle School	769,518	734,968	34,550
Elementary	1,417,011	1,405,957	11,054
Elementary/Secondary - General	578,390	612,182	(33,792)
Copy Center	34,234	38,204	(3,970)
Driver's Education	27,293	26,243	1,050
Computers	245,763	257,682	(11,919)
ELL/OMNI	563,610	576,877	(13,267)
Theatre Arts	30,401	27,206	3,195
Other	10,100	8,518	1,582
Total Regular Instruction	<u>5,143,274</u>	<u>5,136,620</u>	<u>6,654</u>
Special Education:			
Tuition	205,566	180,816	24,750
Mainstream	1,560,201	1,274,275	285,926
Early Education	328,064	268,181	59,883
Phoenix/Lotus	201,348	233,757	(32,409)
Other	141,627	235,454	(93,827)
Total Special Education	<u>2,436,806</u>	<u>2,192,483</u>	<u>244,323</u>

WINOOSKI SCHOOL DISTRICT
STATEMENT OF REVENUE, EXPENDITURES
AND CHANGES IN FUND BALANCE
BUDGET AND ACTUAL
GENERAL FUND
FOR THE YEAR ENDED JUNE 30, 2011

	Budget Original and Final	Actual	Variance Favorable (Unfavorable)
Support Services:			
Guidance	\$ 251,357	\$ 240,224	\$ 11,133
Nurse	135,290	151,984	(16,694)
Improvement of Instruction	77,250	46,561	30,689
Library	134,093	123,612	10,481
Media Production	3,900	4,406	(506)
504 Activities	53,969	24,370	29,599
Welfare	1,300	4,819	(3,519)
Total Support Services	657,159	595,976	61,183
Administration and Fiscal Services:			
Board of Education	157,200	118,749	38,451
Treasurer	8,893	10,120	(1,227)
Elections	9,500	1,408	8,092
Legal	14,000	27,009	(13,009)
Tax Assessment/Collection	0	12,122	(12,122)
Office of the Superintendent	174,070	220,986	(46,916)
Office of the Principal	646,285	633,401	12,884
Receiving/Disbursing of Funds	79,562	78,823	739
Payroll	23,568	23,017	551
Finance Manager	76,029	69,942	6,087
Total Administration and Fiscal Services	1,189,107	1,195,577	(6,470)
Operation and Maintenance of Plant:			
Operation and Maintenance of Plant	228,935	205,536	23,399
Care and Upkeep of Buildings	654,195	560,035	94,160
Care and Upkeep of Grounds	105,930	97,652	8,278
Care and Upkeep of Equipment	10,400	3,012	7,388
Care and Upkeep of Cafeteria	13,540	17,436	(3,896)
Vehicle Service and Maintenance	12,603	9,924	2,679
Capital Improvements	0	48,785	(48,785)
Other	4,700	855	3,845
Total Operation and Maintenance of Plant	1,030,303	943,235	87,068

WINOOSKI SCHOOL DISTRICT
STATEMENT OF REVENUE, EXPENDITURES
AND CHANGES IN FUND BALANCE
BUDGET AND ACTUAL
GENERAL FUND
FOR THE YEAR ENDED JUNE 30, 2011

	<u>Budget Original and Final</u>	<u>Actual</u>	<u>Variance Favorable (Unfavorable)</u>
Student Safety: Security Services	\$ <u>84,933</u>	\$ <u>76,184</u>	\$ <u>8,749</u>
Co-Curricular	<u>369,816</u>	<u>324,345</u>	<u>45,471</u>
Debt Service	<u>283,637</u>	<u>283,637</u>	<u>0</u>
Total Expenditures	<u>11,195,035</u>	<u>10,748,057</u>	<u>446,978</u>
Excess of Revenue Over Expenditures	\$ <u>0</u>	520,124	<u>\$520,124</u>
Fund Balance - Beginning		212,018	
Residual Equity Transfer		<u>(212,018)</u>	
Fund Balance - Ending		\$ <u>520,124</u>	

WINOOSKI SCHOOL DISTRICT
ANNUAL BUSINESS MEETING
AND
BUDGET INFORMATION MEETING

MARCH 5, 2012
7:30 P.M.
PERFORMING ARTS CENTER
WINOOSKI EDUCATIONAL CENTER

Vote on Articles I, II, and III

Budget Information

1. Explanation of Budget
2. Tax Implications of Budget

MARCH 6, 2012
7:00 A.M. - 7:00 P.M .
Voting by Australian Ballot
*****Winooski Senior Citizen Center*****

NOTICE TO ALL PROPERTY OWNERS

" . . . under Vermont's education funding law, residential and nonresidential properties are taxed differently. The Declaration of Vermont Homestead (HS-131) identifies your property as a homestead. You must file a declaration to receive the correct school property tax rate. For more information, please go to the State of Vermont website at www.state.vt.us/tax or call the State Tax Department at 802-828-2865 . . . "

All of the information you will need when completing HS-131 can be found on your most recent property tax bill from the City of Winooski.