


WINOOSKI SCHOOL DISTRICT

110th ANNUAL REPORT

*FY '08 Financial Reports
FY '10 Budget Presentation*



WINOOSKI, VERMONT

February 2009

WARNING

WINOOSKI INCORPORATED SCHOOL DISTRICT 2 MARCH 2009 AND 3 MARCH 2009

The legal voters of the Winooski Incorporated School District in the City of Winooski, Vermont are hereby warned and notified to meet at the Performing Arts Center, Winooski Educational Center on Monday, March 2, 2009 at 7:30 o'clock in the afternoon to act on Article I, Article II, and Article III and to conduct an informational hearing on Australian Ballot questions, and the meeting to be adjourned to reconvene at the Winooski Senior Citizen Center, Barlow St., on Tuesday, March 3, 2009 to transact any business involving voting by Australian Ballot, said voting by Australian Ballot to begin at 7:00 o'clock in the forenoon and to close at 7:00 o'clock in the afternoon.

The legal voters of the Winooski Incorporated School District are further notified that voter qualification, registration and absentee voting relative to said annual meeting shall be as provided in Chapters 43, 51 and 55 of Title 17 and §473 and 553 of Title 16, Vermont Statutes Annotated.

ARTICLE I: Elect a Moderator, Treasurer and Clerk.

ARTICLE II: Shall the District accept the 2009 Annual Report and all included sub reports?

ARTICLE III: Shall the Board of School Trustees be authorized to allow appropriate groups and agencies to use school facilities and equipment in accordance with District policies?

AUSTRALIAN BALLOT ARTICLES

ARTICLE IV: Shall the District accept and expend the sum of One million, Three hundred eighty-five thousand, One hundred and 00/100 dollars (\$1,385,100) or whatever sum is provided by federal programs for the support of compensatory education and special programs? Said sum shall be exclusively federal funds received by the District. *(No local or statewide school property taxes included in these funds.)*

ARTICLE V: Shall the District vote to appropriate the sum of Ten million, Eight hundred ninety-nine thousand, Two hundred eleven and 00/100 dollars (\$10,899,211) for the support of public schools for the period July 1, 2009 through June 30, 2010? Said sum shall include the amount anticipated from state and federal education aid and reimbursements, except as provided in Article IV above, and all other sources of revenue.

Winooski School District
Winooski, Vermont
February 10, 2009



James Read, District Treasurer

To The Citizens of Winooski:

As your elected Board of School Trustees, it is always a pleasure to present to you each year some of the highlights of our current and past outcomes as well as to briefly explain the upcoming FY2010 budget and the rationale as how it was created. During our current operational year and as an outcome of our recently closed year, FY2008, this school district has seen a very positive move toward both fiscal and educational responsibility. As an outcome of our closed year, FY2008 which ended on June 30, 2008, our audit should disclose once again that we ended with a slight surplus. This is a result of efficient operation on the part of staff and administrators, ever aware of the economic status of our community and a tight money market. This is not a new approach for this school district for we have been ever conscious of these same issues over the past, and because of it are constantly striving to use the budgets you have approved for us to provide the best educational environment we can in the most cost effective way. Obviously to date it has worked and we are proud to report to you our results.

As we approached the start of developing and ultimately presenting to you a budget for 2009-10, we were even more aware of economic conditions facing not only our community, but also our state and our nation. These are tremulous times that we face and with this in mind we looked at what we could do to develop a budget that would not be overbearing or overtaxing on our community, but would meet the commitment we have of providing the best education for our children. We also became aware of the potential and real possibility of an increase in student enrollment both this current year as well as next year. This, although a positive factor, meant that we immediately found a need for a new kindergarten teacher, a middle school teacher and two ELL teachers simply because of an increase in our refugee population. This in and of itself became the key factor in the FY10 budget and subsequently the driving force in the proposed budget. This was the single most cause of the increase of 4.1% over the current operational budget for FY2009.

There is however a silver lining to this issue and that is with the increased enrollment the Winooski School District also would realize an increase in its ADM, generated by these additional students which would bring in much needed added dollars. Another very positive factor was that the amount of dollars from the State for each student increased on a per student basis due to ACT 68 which will bring in new revenues to offset our budgetary expenses. When all is calculated, revenues and expenses, we are hopeful that the educational tax rate for residential Winooski properties will remain the same as this year with no increase in taxes. This is however contingent on the State setting the local tax rate at the rate recommended to the current legislature. As you know other than per pupil costs, the tax rate components are all controlled by the State. With our current as well as future economic conditions seeing a major downturn, your Board is extremely pleased with our budget projections and potential outcomes.

This board is also pleased to present to you a completion of both our technology as well as safety upgrades we started two years ago. As you may remember over the last two budget years we asked for and were approved major funding to bring our electronic technology, both administratively as well as educationally up to the 21st century. I am pleased to report that it has happened and the Winooski School District is now with many others in the new century, technology wise.

We also asked for sufficient budget dollars to bring the school into a safe and secure environment to protect both students and staff and again I am pleased to report that we are currently finishing the final phase of those improvements. These improvements will make our campus a very safe and secure place of learning and working for the protection of all.

And finally, after several years of reviewing and planning, your board has restructured this school district from a three school environment into a two school environment that is a K-8 school and a 9-12 secondary system. With the help of staff, administrators, outside assistance and this board, we believe that our campus, physically ready for the 21st century, is also educationally ready for that same 21st century.

We are most pleased with what has happened over the past few years, and more pleased and greatly excited about our future possibilities. We as a school district believe that we now have the ability to offer a school district that is moving rapidly toward the forefront of education. With a campus that is safe, secure, and technologically sound; with a staff and administration that is ever growing and learning; and a community that is supportive and encouraging, the Winooski School District can and will make a difference and will provide for our children that which they deserve.

For myself as President of your school board as well as my colleagues on the board we express our most sincere thanks for your support.

Respectfully,



James J. Ticehurst, Ed.D. , President
Winooski Board of School Trustees

WINOOSKI SCHOOL DISTRICT

School Year 2008-2009

OFFICERS:

Moderator Michael O'Brien

District Clerk & Treasurer James Read

BOARD OF SCHOOL TRUSTEES:

James Ticehurst, Ed.D, President Term expires 2009

Jay Lambert, Secretary Term expires 2009

Jean Szilva, MD Term expires 2010

Douglas Isham Term expires 2010

Brian Corrigan Term expires 2011

SCHOOL ADMINISTRATORS:

Superintendent: Stephen Perkins (Part-time)
B.S., M.Ed.
University of Maine, St. Michael's College

Association Supt/Special Education Administrator: Mary K. Martineau
B.A., M.Ed.
Trinity College, Rivier College

Director of Operations & Facilities: Michael McDonald

John F. Kennedy School: Principal: Mary O'Rourke
B.S., M.Ed.
UVM

Winooski Middle School: Principal: Mary E. Woodruff
B.S., M.A.
UVM


Winooski High School: Principal (Part-time): Stephen Perkins
B.S., M.Ed.
University of Maine, St. Michael's College

FACULTY - 2008/2009 SCHOOL YEAR

Argraves, Randall	Teacher, Music (Gr. 6-12)	University of RI, NE Conservatory, U of Arizona	B.A., MM, Doctorate
Barcomb, Dennis	Teacher, Physical Education	Springfield College	B.S.
Basille, Lisa	Teacher, Spanish (Gr. 9-12)	UVM, UVM	B.A., M.Ed.
Benjamin, Joan	Teacher, Grade 3	UVM	B.S.
Bissonette, Sarah	Teacher, Grade 4	Castleton, St. Michael's	B.S., M.Ed.
Blair, Katherine	Teacher, Spec. Ed. Resource (Gr. K-5)	UVM, St. Michael's	B.A., M.Ed.
Blanchard, Drew	Teacher, Grade 5/Technology Ed.	LeMoyne College, State U of NY (Oneonta)	B.A., B.S.
Brosnan, Cheryl	Teacher, Guidance (Gr. 6-8)	Keene State, U. of NH (Durham)	B.S., M.Ed.
Bundy, Shannon	Teacher, Science (Gr. 9-12)	Trinity College, Johnson State	B.S., M.S.
Burns, Bethany	Teacher, Middle School (Gr. 7-8)	St. Michael's	B.A.
Bushey, Lisa	Teacher, Preschool	Trinity College	B.A.
Charron, Regan	Teacher, Grade 2	Champlain College, UVM	B.S., M.Ed.
Clark, Joseph	Teacher, Spec. Ed. Self Contained (9-12)	Edinboro University	B.S.
Cramer, Jill	Teacher, Special Education (Gr. K-5)	Syracuse University, St. Michael's	B.S., M.Ed.
Crandall, Barbara	Teacher, Art (K-5)	S. CT State U, Rhode Island School of Design	B.A., M.A.
Crommelin, Katherine	Teacher, Grade 4	University of Georgia, UVM	B.S., M.Ed.
Crowley, Stephen	Teacher, Science (Gr. 9-12)	Middlebury College, Antioch Univ.	A.B., M.S.T.
Dall, Amanda	Teacher, SLP (Gr. 3-12)	Nazareth College, State U of NY-Plattsburgh	B.S., M.A.
Desorbo-Soelch, Susan	Teacher, SLP (Gr. EEE-2)	State U of NY, State U of NY	B.S., M.A.
Duguay, Nancy	Teacher, Guidance (Gr. 9-12)	UVM, UVM	B.S., M.S.
Dumont, II, Michael (left 1/23/09)	Teacher, Technology Ed. (Gr. 6-12)	Champlain College, Champlain College	A.S., B.S.
Dumouchel, Christopher	Teacher, Alternative Program (Gr. 9-12)	Clemson University	B.A.
Durant, Benjamin	Teacher, Middle School (Gr. 6-8)	UVM	B.A.
Everitt, Noah	Teacher, Spec. Ed. (Gr. 9-12)	Miami University, UVM	B.A., M.Ed.
Flahive, Susan	Teacher, Middle School (Gr. 6-8)	Trinity, UVM	B.A., 5th Year
Flanders, Kristen	Teacher, Spe. Ed. Consulting, (Gr. K-5)	UVM, UVM	B.S., M.Ed.
Forman, Steven	Teacher, Middle School (Gr. 6-8)	U of Michigan	B.S.
George, Debora	Teacher, EEE/Pre-school	Champlain, Champlain, UVM	A.S., B.S., M.Ed.
Goetz, Lisa	Teacher, Grade 3	University of Illinois, National-Louis U	B.S., M.Ed.
Gonter, Debra	Teacher, Spec. Ed. (Gr. 9-12)	Ohio Dominican College, Johnson State College	B.A., M.A.
Goodrich, Ellen	Teacher, EEE	UVM, College of St. Rose	B.A., M.S.
Graves, Laura	Teacher, Spec. Ed. (Gr. 9-12)	Providence College	B.A.
Hamble, Stefanie	Teacher, Grade 5	University of Miami	B.S.
*Hartman, Cynthia	Teacher, Driver Ed. (Gr. 9-12)	Oklahoma State University	B.S.
*Hauke, Carol	School Nurse	UVM	B.S.
Hauke, Steven	Teacher, Special Education (Gr. 6-8)	St. Michael's	B.A.
Helm, Jennifer	Teacher, Alternative Program (Gr. 9-12)	Concordia University, Lakehead University	B.A., M.A.
Hogan, Casey	Teacher, Grade 2	Champlain College	B.S.
Hood, Robin	Teacher, Spec. Ed. Evaluator	Trinity, UVM, UVM	B.A., M.Ed., Ed.D
Johnson, Nancy	Teacher, Grade 1	St. Michael's, St. Michael's	B.A., M.Ed.
*Jovanovic, Jessica	School Nurse	UVM, University of Phoenix	B.S., M.S.
Keller, Nancy	Teacher, Middle School (Gr. 7-8)	Macalester College, UVM	B.A., M.Ed.
Keough, Patricia	Teacher, Grade 4	Russell Sage College	B.S.
Knapp, Jacie	Teacher, Grade 5	Champlain College	B.S.
Krol, Gina	Teacher, Middle School (Gr. 6-8)	Notre Dame College	B.S.
LaForce, Debra	Teacher, Grade 1	Trinity	B.A.
Lapointe, Jennifer	Teacher, Grade 2	University of St. Thomas, UVM	B.A., M.Ed.
Leclerc, Kirsten	Teacher, Reading (Gr. 6-12)	Concord College, West Virginia University	B.S., M.A.
Legault, Sarah	Teacher, Preschool/Grade 5	State U of NY-Potsdam; State U of NY-Plattsburgh	B.S., B.S., M.S.
Lewis, Matthew	Teacher, Physical Education	UVM	B.S.
Litterer, Brenton	Teacher, Language Arts (Gr. 9-12)	University of Northern Iowa	B.A.
*London, Hannah	Teacher, Drama (Gr. 9-12)	St. Michael's	B.A.
*Ludewig, Kristina	Teacher, Spec. Ed. Learning Lab (Gr. K-5)	College of St. Rose	B.A.
Lynch, Jacqueline	Teacher, Family & Cons. Sc. (Gr. 6-12)	UVM	B.S.
Mander-Adams, Cathy	Teacher, Music (Gr. 6-12)	Johnson State	B.A.
McKelvy, John	Teacher, Social Studies (Gr. 9-12)	Dartmouth College, Duke University	B.A., M.A.
McQuinn, Marc	Teacher, Social Studies (Gr. 9-12)	UVM	B.S.

FACULTY - 2008/2009 SCHOOL YEAR (cont.)

*McWilliam, Linda	Teacher, Kindergarten	UVM	B.S.
Mellen, Rebecca	Teacher, Math (Gr. 9-12)	Ithaca College	B.S.
Messier, Suzanne	Teacher, Physical Education	Champlain, Champlain	A.S., B.S.
Mosehauer, Anja	Teacher, Middle School (Gr. 6-8)	UVM, Tufts	B.S., M.A.
Moulton, Angela	Teacher, Kindergarten	UVM, UVM	B.S., M.Ed.
Muir, IV, David	Teacher, Kindergarten	Johnson State	B.A.
Niss, Dorothy	Teacher, LMC Director	Clark, Johnson State	B.A., M.A.
O'Connor, Charles	Teacher, Guidance (Gr. K-5)	State U of NY, U of Georgia, Johnson State	A.S., B.S., M.S., C.A.S., M.S.
Orfe, Cindy	Teacher, Art (Gr. 6-12)	St. Michael's	B.A.
Pape, James	Teacher, Spec. Ed. Self Contained (Gr. 6-8)	Trinity College, UVM	B.A., M.Ed.
Pecor, Nancy	Teacher, Reading First Coach	UVM, UVM	B.S., M.Ed.
Perrotte, Jessica	Teacher, Reading First Coach	UVM, UVM	B.S., M.Ed.
Pires, Miguel	Teacher, Middle School (Gr. 6-8)	Johnson State College	B.S.
Plasse, Jean	Teacher, ELL (JFK/WHS)	St. Michael's	B.A., MATESL
Poquette, Courtney	Teacher, Business Education (Gr. 9-12)	Champlain College	B.S.
Reichert, Jason	Teacher, Math (Gr. 9-12)	UVM	B.S.
Richard, Melissa	Teacher, Middle School (Gr. 6-8)	Wheaton College	B.A.
Schonbrun, Karla	Teacher, Music (Gr. K-5)	State U of NY-Potsdam, Long Island U	B.A., M.S.
Sherrer, Amy	Teacher, Middle School (Gr. 6-8)	St. Michael's	B.A.
*Steady, Michele	Teacher, Kindergarten	UVM	B.S.
Steele, Michelle	Teacher, French (Gr. 9-12)	UVM, School for International Training	B.A., M.A.
Thomas, Margaret	Teacher, Math Lab (Gr. K-5)	Castleton	B.S.
Thompson, Lois	Teacher, Grade 1	Lyndon State	B.S.
Timbers-Devost, Nancy	Teacher, ELL (Gr. K-5)	UVM, Rhode Island College	B.S., M.Ed.
*Trefry, Sharonlee	School Nurse	UVM, UVM	A.S., B.S.
Vallon, Vanessa	Teacher, Language Arts (Gr. 9-12)	San Diego State University	B.A.
*Weimer, Jody	Teacher, Kindergarten	UVM, UVM	B.S., M.Ed.
Wheeland, Andrea	Teacher, ELL (Gr. 6-8)	Nyack College, City University of NY	B.S., M.S.
White, Ingeborg	Teacher, ELL (Gr. 9-12)	University of Munich, St. Michael's	B.A., MATESL
Willette, Glenn	Teacher, Grade 3	UVM, UVM	B.S., M.Ed.
*Part-time			



Two fourth grade boys share their science projects.

SUPPORT STAFF - 2008/2009 SCHOOL YEAR

Instructional Assistants:

Allen, Betty	Chevrette, Debra	Hayes, Joanna	Mezetovic, Aftaba	Varley, Lynn
Antoniak, Candice	*Clouatre, Elizabeth	Henry, Jeannine	*Nguyen, Lan	Varley, Thomas
Armstrong, Linda	D'Aversa, Andrew	Karlin, Natalie	O'Brien, Sue Ann	Wells, Holly
Atkins, Judith	Davidson, Kim	Knapp, Emily	Palmer, Nanette	Williams, John
Bennett, Robert	Davis, Bethany	LaMothe, Carolyn	Pieroni, Elizabeth	Wilson, Gretchen
Billado, Crystal	Donnellan, Caroline	Landrigan, Krista	Poulin, Amy	Wolcott, Patricia
Billings, Vicki	Emmons, Linda	Lavalette, Melissa	Read, Elaine	
Bordeaux, Kristina	Filipek, Erin	Lavigne, Diane	Robideau, Kristin	
Bulle, Dalib	Fitzpatrick, Kelly	*London, Hannah	Rocheleau, Bonny	
*Burbo, Catherine	Fountain, Shannon	Magowan, Danielle	Ticehurst, Brenda	
Campbell, Mary	French, Delia	Major, Mary Jane	Tillman, Leanne	

Office Staff

*Burbo, Catherine	Secretary, JFK
Casier, Linda	Secretary, JFK
*Campbell, Mary	Secretary, Title I
DePaul, Jane	Secretary, Winooski M/H School
*Eddy, Catherine	Secretary, Guidance, Winooski M/H School
Hall, Danielle	Administrative Assistant, Special Services
Metivier, Sandra	Administrative Assistant, Supt.'s Office
Provost, Rebecca	Bookkeeper/Payroll Clerk
Scichitano, Diane	Accounts Payable/Receivable

Custodial/Maintenance:

Aldieri, Johnathan	Custodian, JFK
Ayuen, Gabriel	Custodian, WHS
Fregeau, Steven	Custodian, JFK
Metivier, David	Head Maintenance
Meunier, Sean	Maintenance Worker/Custodian
O'Neil, Kevin	Maintenance Worker/Groundskeeper
Reid, Charles	Custodian/Supervisor
Tanasic, Jovan	Custodian, WMS

Other Support Staff:

Barth, Leah	Behavior Specialist, ISS	*Malcovsky, John	Information Technology Asst.
*Donnelly-DeBay, Mary Ann	School Psychologist	*Martin, Lisa	Crossing Guard-Main/Lafountain St.
*Farrington, Krisie	Pre-school Assistant (WFC)	Russ, Barbara	Coordinator-21st Century Grant
*Gallup, Melissa	Custodian (WFC)	*Schoolcraft, David	Crossing Guard-Main/Normand St.
Greene, Karen	Student Services Assistant (WM/HS)	Shea-Gamache, Petie	Student Services Assistant (JFK)
*Jollie, Peter	Bus Aide	Thompson, Bryan	Computer Facilitator
Bray, Cathy	Copy Center/Security		
*Lamb, Cynthia	Dental Hygienist, Tooth Tutor		
*Langlais, Lori	Playgroup facilitator (WFC)		

*Part-time

2008/2009 FACULTY CHANGES

The 2008/2009 school year has brought with it several new faces to our school. We have been very fortunate in attracting highly qualified, dynamic new teachers. We welcome the new professionals who are continuing our commitment to all Winooski students.

Miguel Peris comes to us filling a position left vacant when Anne Ndione left. Miguel previously worked for Williamstown Middle High School as a middle school math teacher. He received his Bachelor's Degree in math from Johnson State College. He brings a lot of enthusiasm to this position.

Matt Lewis has joined us as a teacher in physical education, replacing Paul Frenette who retired this past June. Matt holds a Bachelor's Degree from the University of Vermont. Matt has worked for us previously as an instructional assistant and also has done long term subbing for different teachers in our district.

Michelle Steele replaces Maida Townsend as our French Second Language Teacher. Maida also retired this past June. Michelle has four years of teaching experience in Vermont Schools. Michelle received her Bachelor's Degree in French from UVM and her Master's Degree from the School for International Training.

Shannon Bundy replaced Dennis Fillion, who retired this past June, as a secondary science teacher in the Winooski High School. Shannon received her Bachelor's Degree in Special Education and Environmental Science from Trinity College, and pursued her Master's Degree in education from Johnson State College. Shannon has four years of previous teaching experience from Missisquoi Valley Union High School. She comes to us highly qualified in her field and with a lot of enthusiasm.

Amanda Dall replaces Sheila Bailey as the new Speech Language Pathologist in Grades 3-12. Amanda has a Bachelor's degree in Communication Sciences from Nazareth College and a Master's Degree in speech language pathology from the State University of New York @ Plattsburgh. She has two years of previous experience working in New York before coming to Winooski.

Karla Kennedy comes to us as a replacement for Bonnie Machia, who retired this past June, as an elementary music teacher in the John F. Kennedy School. Karla has a Bachelor's Degree from the University of New York @ Potsdam and a Master's Degree from Long Island University. She comes to us with nine years of experience in various schools in New York.

John McKelvy is replacing Kate Toland as a high school social studies teacher. He has a Bachelor's Degree in History from Dartmouth College and a Master's Degree from Duke University. John has six years of previous experience working as a social studies teacher in North Carolina.

Sarah Legault came to us in the beginning of the year as a pre-school teacher working at the Winooski Family Center. This is a new position that was created because of enrollment. Sara has two Bachelor's Degrees, one in Hotel Management and the other in Economics, from the State University of New York @ Potsdam and the State University of New York @ Plattsburgh respectively. She also has a Master's Degree in Education from the State University of New York @ Plattsburgh. Although she has no previous public school teaching experience, she has a high energy level and proves to be an asset to the School District. In mid-year Sarah transferred to a 5th grade teaching position, replacing Drew Blanchard who moved into the Technology Education position at the middle/high school when that position became open.

WINOOSKI SCHOOL DISTRICT

BUDGET ANALYSIS BY FUNCTION

	ACTUAL FY '08 BUDGET	ACTUAL FY '09 BUDGET	PROPOSED FY '10 BUDGET
<u>REGULAR PROGRAMS</u>			
1100 Regular Programs	4,140,861.	4,120,821.	4,626,395.
1200 Spec. Ed. Programs	1,694,108.	1,768,348.	1,785,449.
1300 Voc/ Tech Education	253,035.	125,310.	125,745.
1400 Co-Curricular Activities	242,966.	245,851.	266,587.
1600 Adult Continuing Ed.	0.	0.	0.
2100 Support Serv.-Students	684,070.	788,103.	843,599.
2200 Support Serv.-Instruction	592,598.	559,832.	560,865.
2300 Support Serv.-Gen. Adm.	271,298.	312,767.	304,240.
2400 Support Serv.-School Area	625,375.	554,933.	617,200.
2500 Support Serv.-Business	253,689.	246,236.	238,838.
2600 Operation & Maint. of Plant	1,069,373.	1,318,514.	1,106,938.
2700 Student Transportation Serv.	114,107.	114,425.	112,821.
2800 Support Services Center	2,590.	2,590.	13,590.
2900 Other Support Services	0.	0.	0.
5100 Debt Service-Long Term	323,495.	310,223.	296,944.
6000 Contingency	<u>0.</u>	<u>0.</u>	<u>0.</u>
Sub Total-Regular Budget	10,267,565.	10,467,953.	10,899,211.

	ACTUAL FY '08 BUDGET	ACTUAL FY '09 BUDGET	PROPOSED FY '10 BUDGET
<u>FEDERAL PROGRAMS</u>			
1100 Regular Programs	310,881.	323,600.	375,927.
1200 Special Education	502,139.	655,906.	736,853.
1400 Co-Curricular Activities	67,751.	0.	70,020.
2100 Support Serv.-Students	111,622.	163,619.	176,856.
2200 Support Serv.-Instruction	82,923.	0.	0.
2300 Support Serv.-Gen. Adm.	106,197.	0.	0.
2400 Support Serv.-School Area	46,699.	67,087.	25,444.
2500 Support Serv.-Business	0.	0.	0.
2600 Operation/Maint. of Plant Services	<u>10,000.</u>	<u>28,000.</u>	<u>0.</u>
Sub Total-Federal Budget	1,238,212.	1,238,212.	1,385,100.
GRAND TOTAL	11,505,777.	11,706,165.	12,284,311.

WINOOSKI SCHOOL DISTRICT
BUDGET ANALYSIS BY OBJECT

	ACTUAL FY '08 BUDGET	ACTUAL FY '09 BUDGET	PROPOSED FY '10 BUDGET
<u>REGULAR PROGRAMS</u>			
100 Salaries	5,358,118.	5,472,398.	5,920,671.
200 Employee Benefits	2,127,068.	2,217,277.	2,359,140.
300 Purchased Prof. & Tech. Serv.	625,776.	618,854.	584,627.
400 Purchased Property Serv.	208,815.	207,500.	196,758.
500 Other Purchased Services	882,620.	843,634.	742,209.
600 Supplies & Materials	531,785.	575,681.	631,407.
700 Property / Equipment	156,874.	169,373.	107,638.
800 Interest/Dues/Judgements/Cont.	156,509.	143,236.	136,761.
900 Redemption/Principal	<u>220,000.</u>	<u>220,000.</u>	<u>220,000.</u>
Sub Total-Regular Budget	10,267,565.	10,467,953.	10,899,211.

	ACTUAL FY '08 BUDGET	ACTUAL FY '09 BUDGET	PROPOSED FY '10 BUDGET
<u>FEDERAL PROGRAMS</u>			
100 Salaries	682,892.	862,653.	993,144.
200 Employee Benefits	242,170.	319,559.	309,990.
300 Purchased Prof. & Tech. Serv.	181,284.	56,000.	66,326.
400 Purchased Property Serv.	0.	0.	0.
500 Other Purchased Services	894.	0.	0.
600 Supplies & Materials	24,775.	0.	15,640.
700 Property / Equipment	0.	0.	0.
800 Interest/Dues/Judgements/Cont.	106,197.	0.	0.
900 Redemption/Principal	<u>0.</u>	<u>0.</u>	<u>0.</u>
Sub Total-Federal Budget	1,238,212.	1,238,212.	1,385,100.
GRAND TOTAL	11,505,777.	11,706,165.	12,284,311.

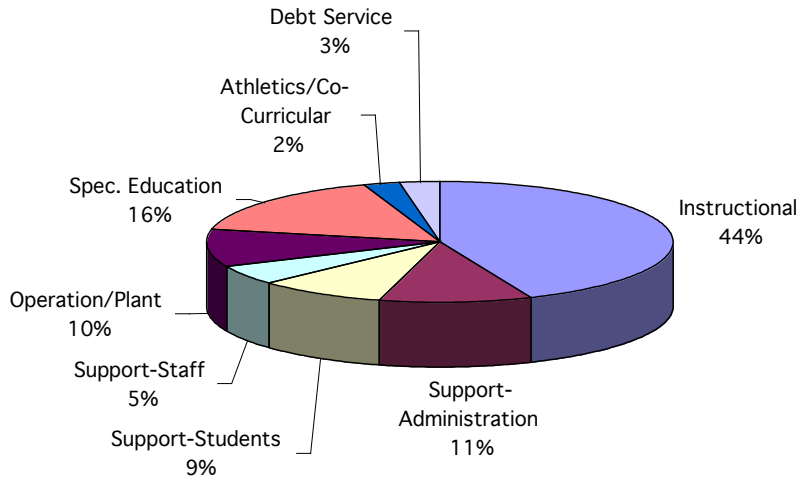
REVENUE PROJECTIONS

		FY '08 BUDGET	FY '09 BUDGET	FY '10 PROPOSED	
<u>REGULAR BUDGET</u>					
1112-000	Delinquent Taxes	30,000	20,000	0	
1118-000	8% Penalty	6,000	1,600	0	
1311-000	Pre-School Tuition	0	0	0	
1320-000	Tuition LEA's	12,000	12,000	12,000	
1500-000	Interest	55,000	25,000	5,250	
1710-000	Athletic Admission/Other	3,500	3,500	3,500	
1901-000	Tax Stabilization/In Lieu of Taxes (1 HYDRO)	131,678	139,784	144,954	
1910-000	Rental	15,500	10,500	10,500	
1941-000	Services to VT LEA's	0	0	0	
1991-000	School Choice	15,200	15,200	15,200	
1990-000	Misc. Revenues	18,000	15,000	15,000	
1995-000	Employee Insurance Contribution	127,721	154,354	160,000	
<u>General State Aid</u>					
3110-000	Education Spending Revenue From Ed Fund	8,453,097	8,699,736	9,175,742	
3114-000	Technical Center FTE	132,245	145,360	137,956	
3150-000	Transportation Aid	1,865	1,850	1,000	
3282-000	Driver Ed. Reimbursement	1,000	1,000	1,000	
3308-000	Voc. Ed. Transportation	4,500	4,500	4,500	
<u>Special Education Aid</u>					
3201-000	Mainstream Grant-S.E. (State)	251,309	257,268	253,024	
3202-000	Intensive-S.E. (State)	756,038	829,927	845,972	
3203-000	Extraordinry-S.E. (State)	86,472	86,472	0	
3204-000	EEE (State)	39,979	44,902	46,613	
3205-000	State Placed	0	0	67,000	
3213-000	BEST Grant	0	0	0	
4226-000	IDEA Flow-through (Federal)	117,461	Now Reflected	Now Reflected	
4228-000	Preschool Incentives (Federal)	9,000	in Federal Funds	in Federal Funds	
SUB TOTAL		10,267,565	10,467,953	10,899,211	4.120%
<u>FEDERAL BUDGET</u>					
4000-000	Schoolwide Program Funds	607,842	614,960	728,200	
4226-000	IDEA Flow-through (Federal)	0	201,237	211,947	
4228-000	Preschool Incentives (Federal)		10,595	11,173	
4247-000	Title IV-D.F.S.				
4250-000	Title I - Regular				
4258-000	Comprehensive School Reform				
4260-000	Title V				
4263-000	Title IID - Technology				
4265-000	Homeless Program	19,678	20,585	20,585	
4266-000	Emergency Immigrant Ed. Grant	0	0	0	
4481-000	Medicaid (IEP services)	189,345	105,811	125,224	
4482-000	Medicaid EPSDT	15,342	14,319	4,350	
4557-000	Refugee Grant	19,000	18,912	20,588	
4562-000	Reading First Grant	259,456	169,980	153,601	
4651-000	Title IIA				
5555-000	School Based Tobacco	7,285	7,957	7,957	
0000-000	Title IV-21st Century Grant	101,230	48,396	70,202	
0000-000	Title III - Language Instruction	19,034	25,460	31,273	
SUB TOTAL		1,238,212	1,238,212	1,385,100	11.863%
GRAND TOTAL		11,505,777	11,706,165	12,284,311	4.939%

* All FY '10 revenue projections are estimates.

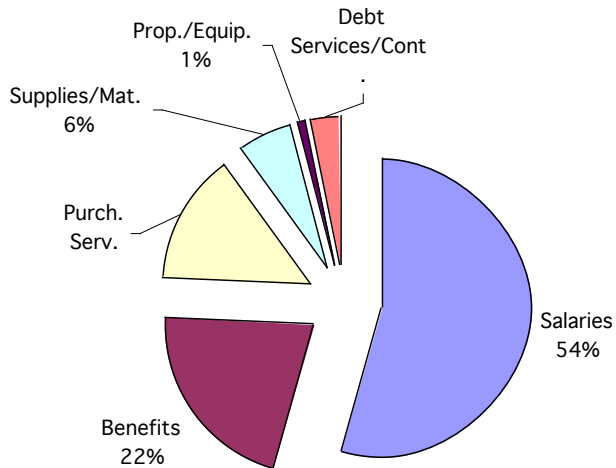
2008-2009 BUDGET AT A GLANCE

PROPOSED PROGRAMS - FY '10 REGULAR BUDGET



Instructional - \$4,752,140
Support-Admin. - \$1,160,278
Support-Students - \$956,420
Support-Staff - \$574,455
Operation of Plant - \$1,106,938
Special Ed. - \$1,785,449
Athletic/Co-Cur - \$266,587
Debt Services - \$296,944

TOTAL BUDGET - \$10,899,211



Salaries - \$5,920,671
Benefits - \$2,359,140
Purchased Services - \$1,523,594
Supplies/Materials - \$631,407
Property/Equipment - \$107,638
Debt/Contingency - \$356,761

TOTAL BUDGET - \$10,899,211

District: **Winooski ID**
County: **Chittenden**

LEA: **T249**
S.U.: **Winooski**

Enter estimated homestead
base rate for FY2010. See
note at bottom of page.
0.85

		Act 68		Act 130	
Expenditures		FY2007	FY2008	FY2009	FY2010
1.	Budget (local budget, including special programs, full technical center expenditures, and any Act 144 expenditures)	\$10,705,281	\$11,505,777	\$11,706,165	\$12,284,311
2.	<i>plus</i> Sum of separately warned articles passed at town meeting	-	-	-	-
3.	<i>minus</i> Act 144 Expenditures, to be excluded from Education Spending	-	-	-	-
4.	Act 68 locally adopted or warned budget	\$10,705,281	\$11,505,777	\$11,706,165	\$12,284,311
5.	<i>plus</i> No union high school assessment	-	-	NA	NA
6.	<i>plus</i> No union elementary or junior high school assessment	-	-	NA	NA
7.	Obligation to a Regional Technical Center School District if any	-	-	-	-
8.	<i>plus</i> Prior year deficit reduction if not included in expenditure budget	-	-	-	-
9.	Gross Act 68 Budget	\$10,705,281	\$11,505,777	\$11,706,165	\$12,284,311
10.	S.U. assessment (included in local budget) - informational data	-	-	-	-
11.	Prior year deficit reduction (if included in expenditure budget) - informational data	-	-	-	-
Revenues					
12.	Local revenues (categorical grants, donations, tuitions, surplus, etc., including local Act 144 tax revenues)	\$2,755,156	\$2,820,435	\$2,861,069	\$2,970,613
13.	<i>plus</i> Capital debt aid for eligible projects pre-existing Act 60	-	-	-	-
14.	<i>plus</i> Prior year deficit reduction if included in revenues (negative revenue instead of expenditures)	-	-	-	-
15.	<i>minus</i> All Act 144 revenues, including local Act 144 tax revenues	-	-	-	-
16.	Total local revenues	\$2,755,156	\$2,820,435	\$2,861,069	\$2,970,613
17.	Education Spending	\$7,950,125	\$8,685,342	\$8,845,096	\$9,313,698
18.	Equalized Pupils (Act 130 count is by school district)	818.82	802.76	808.27	844.95
Education Spending per Equalized Pupil		\$9,709	\$10,819	\$10,943	\$11,023
19.	<i>minus</i> Less net eligible construction costs (or P&I) per equalized pupil	\$411.16	\$402.94	\$383.81	\$351
20.	<i>minus</i> Less share of SpEd costs in excess of \$50,000 for an individual	-	-	-	-
21.	<i>minus</i> Less amount of deficit if deficit is solely attributable to tuitions paid to public schools for grades the district does not operate for new students who moved to the district after the budget was passed	Not applicable prior to school year 2008-2009 (FY2009)		-	-
22.	<i>minus</i> Less SpEd costs if excess is solely attributable to new SpEd spending if district has 20 or fewer equalized pupils			-	-
23.		-	-	\$8.97	-
24.	<i>plus</i> Excess Spending per Equalized Pupil over threshold (if any)	threshold = \$11,728	threshold = \$12,594	threshold = \$13,287	threshold = \$13,984
25.	Per pupil figure used for calculating District Adjustment	\$9,709	\$10,819	\$10,943	\$11,023
26.	District spending adjustment (minimum of 100%)	132.459%	139.857%	133.292%	129.015%
	(\$11,023 / \$8,544)	based on \$7,330	based on \$7,736	based on \$8,210	based on \$8,544
Prorating the local tax rate					
27.	Anticipated district equalized homestead tax rate to be prorated (Tax rates were not prorated in FY06 - FY08) (129.015% x \$0.85)	\$1.258	\$1.217	\$1.160	\$1.097
		based on \$0.95	based on \$0.87	based on \$0.87	based on \$0.85
28.	Percent of Winooski ID equalized pupils not in a union school district	Not applicable prior to Act 130		100.000%	100.000%
29.	Portion of district eq homestead rate to be assessed by town (100.000% x \$1.10)	Not applicable prior to Act 130		\$1.160	\$1.097
30.	Common Level of Appraisal (CLA)	63.01%	103.67%	104.60%	99.00%
31.	Portion of actual district homestead rate to be assessed by town (Tax rates were not prorated in FY06 - FY08) (\$1.097 / 99.00%)	\$1.997	\$1.174	\$1.109	\$1.108
		based on \$0.95	based on \$0.87	based on \$0.87	based on \$0.85
If the district belongs to a union school district, this is only a PARTIAL homestead tax rate. The tax rate shown represents the estimated portion of the final homestead tax rate due to spending for students who do not belong to a union school district. The same holds true for the income cap percentage.					
32.	Anticipated income cap percent to be prorated (129.015% x 1.80%)	Not applicable prior to Act 130		2.40%	2.32%
					based on 1.80%
33.	Portion of district income cap percent applied by State (100.000% x 2.32%)	2.38%	2.52%	2.40%	2.32%
		based on 1.80%	based on 1.80%	based on 1.80%	based on 1.80%
34.	Percent of equalized pupils at union 1	Not applicable prior to Act 130		-	-
35.		Not applicable prior to Act 130		-	-

The Tax Commissioner recommended an FY2010 base education homestead tax rate of \$0.85 but also urged the Legislature to not accept that recommendation. **The rate entered is therefore an estimate only.** The base income percentage cap is 1.80%. Final figures will be set by the Legislature and approved by the Governor.

The projected base education amount of \$8,544 is subject to change by the Legislature.

FY10 BUDGET INFORMATION

WHAT IS INCLUDED IN THE FY10 WARNING?

ARTICLE I, II, III: These Articles are self-explanatory.

ARTICLE IV - FY10 FEDERAL BUDGET: Each year, the Winooski School District receives Federal Funds for designated programs. This Article allows the School District to accept and expend these funds. This article has no effect on the property tax rate.

ARTICLE V - FY10 REGULAR BUDGET: As in the past, the School Board used a modified zero based budget process, with three 3 packages (A, B, C), as follows:

Package A includes all costs associated with mandated programs and services required of the Winooski School District by State laws, rules and regulations. Also included in the "A" Package are all fixed costs associated with contractual obligations and operations. By not meeting these mandates, the schools could lose accreditation and have sanctions placed on them by the State and/or accrediting organizations such as the New England Association for Secondary Schools and Colleges (NEASSC).

Package B includes all costs associated with existing programs and services. Packages A and B, when combined, include all costs for current programs, services, staff, supplies and materials. The administration was directed to conservatively fund all supplies, materials and other costs within their control.

Package C includes new costs. Specifically, this package includes matching funds for the 21st Century Grant that provides for after school learning opportunities for students in all three schools. It also includes funding for two ELL teachers and one Middle School teacher, a Student Information System and textbook upgrades.

WHAT IS DIFFERENT IN THIS YEAR'S BUDGET?

This year, Winooski voters will see very little change in their school tax rate. The unexpected increased enrollment will provide us with additional funds through the education funding formula that will allow us to provide the additional needs below without adding additional costs to the district. We have been planning for declining enrollments by reducing staff over the past few years. It is now necessary to add back a kindergarten and a middle school teacher to the regular classroom program while also supplementing our ever-expanding ELL (English Language Learners) population with two more teachers to be utilized K-12.

The budget also allows us to update some old computers and textbooks as per our replacement plan. We will continue to maintain our building complex to avoid large future expenses. And lastly, we will be able to add a student information system to track our required attendance data while allowing parents a portal or access to their child's assignments and grades.

BALANCE OF PROPERTY TAXES DUE WINOOSKI SCHOOL DISTRICT

AS PREPARED BY DISTRICT TREASURER

	OWED 6/30/07	PAID FY '08	OWED 6/30/08
2007/08	Numbers not provided by City		100,987.44
2006/07 Property Taxes	70,943.08	29,026.52	41,916.56
2005/06 Property Taxes	20,916.84	3,106.27	17,810.57
2004/05 Property Taxes	12,660.59	0.	12,660.59
2003/04 Property Taxes	9,084.32	0.	9,084.32
2002/03 Property Taxes	4,499.59	0.	4,499.59
1999/00 Property Taxes	4,236.10	0.	4,236.10
1998/99 Property Taxes	2,791.68	0.	2,791.68
1997/98 Property Taxes	267.71	0.	267.71
1995/96 Property Taxes	206.40	0.	206.40
1994/95 Property Taxes	16,886.90	0.	16,886.90
1993/94 Property Taxes	14,421.38	0.	14,421.38
1992/93 Property Taxes	13,217.88	0.	13,217.88
1991/92 Property Taxes	2,443.96	0.	2,443.96
1990/91 Property Taxes	<u>5,808.75</u>	<u>0.</u>	<u>5,808.75</u>
 TOTAL			 \$247,239.83

TREASURER'S REPORT 2007-2008

Balance on Hand-July 1, 2007

\$222,111.31

RECEIPTS

	Budget Income	Clearing Account	Accounts Receivable	Totals
July 2007	61,456.54	42,670.00	233,668.45	337,794.99
August 2007	967,765.51	16,271.70	8,070.99	992,108.20
September 2007	1,091,016.20	10,133.76	23,916.00	1,125,065.96
October 2007	101,056.03	954,977.68	100,751.28	1,156,784.99
November 2007	1,365,594.97	101,714.67	18,000.00	1,485,309.64
December 2007	1,621,806.48	100,731.58	13,863.35	1,736,401.41
January 2008	141,842.97	15,733.21	19,311.81	176,887.99
February 2008	1,084,300.09	53,398.72	21,000.00	1,158,698.81
March 2008	78,496.82	29,578.36	1,527.46	109,602.64
April 2008	1,818,036.36	34,859.66	9,277.62	1,862,173.64
May 2008	1,081,237.45	39,184.26	0.	1,120,421.71
June 2008	2,060,547.16	416,498.00	1,495.06	2,478,540.22
TOTALS	\$11,473,156.58	\$1,815,751.60	\$450,882.02	\$13,739,790.20

Total Income/Cash on Hand

\$13,961,901.51

EXPENSES

	Payroll	Accounts Payable	Totals
July 2007	154,991.11	251,131.44	406,122.55
August 2007	496,597.80	241,477.22	738,075.02
September 2007	482,059.55	378,214.61	860,274.16
October 2007	494,970.40	398,352.13	893,322.53
November 2007	512,302.19	612,805.23	1,125,107.42
December 2007	507,649.25	405,140.29	912,789.54
January 2008	504,093.37	682,230.12	1,186,323.49
February 2008	741,053.11	343,813.61	1,084,866.72
March 2008	479,229.79	559,472.02	1,038,701.81
April 2008	494,635.91	254,698.96	749,334.87
May 2008	500,349.44	1,140,799.57	1,641,149.01
June 2008	1,101,641.84	1,785,536.17	2,887,178.01
TOTALS	\$6,469,573.76	\$7,053,671.37	\$ 13,523,245.13

Balance on Hand-June 30, 2008

\$438,656.38

Winooski School District Financial Data

At the time information was needed to be submitted to the publisher, the Winooski School District audit had not yet been finalized.

The City of Winooski, Vermont assesses, collects, and accounts for property taxes for the Winooski School District. The City is responsible for providing the Winooski School District with financial reporting relating to taxes billed, taxes collected, and the amounts of delinquent taxes outstanding. The City has been unable to provide any of this data to the Winooski School District.

The financial information submitted on Exhibit A through Exhibit H has been taken from a preliminary copy of the report completed by the Auditor. This financial information is not final and all data related to property taxes and delinquent taxes receivable will change once the City provides the Auditor with the appropriate financial information.

Once the City of Winooski, Vermont provides the information to the Winooski School District, the audit report will be finalized.

Sincerely,



Steve Perkins
Superintendent

NOTE: THE COMPLETE AUDIT REPORT IS ON FILE IN THE SUPERINTENDENT'S OFFICE FOR REVIEW.

WINOOSKI SCHOOL DISTRICT
STATEMENT OF NET ASSETS
JUNE 30, 2008

	<u>Governmental Activities</u>
<u>ASSETS</u>	
Current Assets:	
Cash	\$1,074,552
Accounts Receivable	174,360
Delinquent Taxes Receivable	<u>188,183</u>
Total Current Assets	<u>1,437,095</u>
Non-Current Assets:	
Land, Buildings, and Equipment - Net of Accumulated Depreciation of \$4,521,132	<u>4,623,181</u>
TOTAL ASSETS	<u>\$6,060,276</u>
<u>LIABILITIES</u>	
Current Liabilities:	
Accounts Payable	\$ 371,647
Accrued Wages and Taxes Payable	19,734
Deferred Revenue	<u>38,462</u>
Total Current Liabilities	<u>429,843</u>
Non-Current Liabilities:	
Bonds and Capital Leases Payable	1,650,000
Career Change Incentive Payable	<u>387,727</u>
Total Non-Current Liabilities	<u>2,037,727</u>
TOTAL LIABILITIES	<u>\$2,467,570</u>
<u>NET ASSETS</u>	
Invested in Capital Assets - Net of Related Debt	\$2,973,181
Restricted for:	
Grant Expenditures	43,000
Medicaid/EPSTD Expenditures	337,179
Scholarships	19,352
Capital Expenditures	238,248
Unrestricted	<u>(18,254)</u>
TOTAL NET ASSETS	<u>\$3,592,706</u>

The accompanying notes to the basic financial statements are an integral part of this statement.

Exhibit B

WINOOSKI SCHOOL DISTRICT
STATEMENT OF ACTIVITIES
FOR THE YEAR ENDED JUNE 30, 2008

	Expenses	Charges for Services	Program Revenue Operating Grant and Contributions	Net (Expense) Revenue and Change in Net Assets
Governmental Activities:				
Direct Instruction	\$ 8,256,813	\$1,120,727	\$1,222,116	\$(5,913,970)
Support Services	682,245	0	25,332	(656,913)
Administration and Fiscal Services	1,235,987	0	87,401	(1,148,586)
Operation and Maintenance of Plant	751,375	0	0	(751,375)
Interest - Debt	127,481	0	0	(127,481)
Extra-Curricular Activities	260,037	6,531	0	(253,506)
Food Service	298,557	294,844	0	(3,713)
Other	224,511	0	0	(224,511)
Total Governmental Activities	<u>\$11,837,006</u>	<u>\$1,422,102</u>	<u>\$1,334,849</u>	<u>(9,080,055)</u>
General Revenue:				
Local Property Taxes				5,427,506
State Aid:				
General Support				3,131,255
Other State and Federal Aid				311,171
Interest				70,161
Tax Stabilization				134,613
Other				<u>327,770</u>
Total General Revenue				<u>9,402,476</u>
Change in Net Assets				322,421
Net Assets - Beginning				<u>3,270,285</u>
Net Assets - Ending				<u>\$ 3,592,706</u>


The accompanying notes to the basic financial statements are an integral part of this statement.

Exhibit C

WINOOSKI SCHOOL DISTRICT
STATEMENT OF FIDUCIARY NET ASSETS
FIDUCIARY FUNDS
JUNE 30, 2008

	<u>Agency Funds</u>
<u>ASSETS</u>	
Cash	\$ <u>65,413</u>
<u>LIABILITIES</u>	
Due to Student Organizations	\$ <u>65,413</u>
<u>NET ASSETS</u>	\$ <u>0</u>

The accompanying notes to the basic financial statements are an integral part of this statement.



Two first grade boys are reading about the Titanic.

Students work together to connect the flags in our cafeteria to the countries of our Winooski community.



Holiday gift giving by the Student Council.

WINOOSKI SCHOOL DISTRICT
BALANCE SHEET
GOVERNMENTAL FUNDS
JUNE 30, 2008

	General Fund	Medicaid/ EPSDT	Reserve Fund	Title I	Reading First	Other Funds	Total Governmental Funds
<u>ASSETS</u>							
Cash	\$306,093	\$338,734	\$235,622	\$	\$	\$194,103	\$1,074,552
Accounts Receivable	93,611	0	0	0	0	80,749	174,360
Due from Other Funds	49,818	0	0	0	0	0	49,818
Delinquent Taxes Receivable	188,183	0	0	0	0	0	188,183
TOTAL ASSETS	\$637,705	\$338,734	\$235,622	\$	\$	\$274,852	\$1,486,913
<u>LIABILITIES AND FUND BALANCES</u>							
Liabilities:							
Accounts Payable	\$314,537	\$ 1,555	\$	\$	\$	\$ 55,555	\$ 371,647
Due to Other Funds	0	0	0	0	0	49,818	49,818
Accrued Wages and Taxes Payable	19,734	0	0	0	0	0	19,734
Deferred Revenue	188,183	0	0	0	0	38,462	226,645
Total Liabilities	522,454	1,555	0	0	0	143,835	667,844

WINOOSKI SCHOOL DISTRICT
RECONCILIATION OF THE GOVERNMENTAL FUNDS BALANCE SHEET
TO THE STATEMENT OF NET ASSETS
JUNE 30, 2008

Total Fund Balances - Governmental Funds	\$ 819,069
1. Capital assets used in Governmental Funds are not financial resources and, therefore, are not reported in the Governmental Funds financial statements net of accumulated depreciation.	4,623,181
2. Bonds and capital leases payable not requiring current financial resources have not been included in the Governmental Funds financial statements.	(1,650,000)
3. Career change incentive payable not requiring current financial resources has not been included in the Governmental Funds financial statements.	(387,727)
4. Deferred revenue for property taxes not collected within 60 days of balance sheet date, therefore, not recorded as current financial resources in the Governmental Funds financial statements.	<u>188,183</u>
Net Assets of Governmental Activities	<u>\$ 3,592,706</u>

The accompanying notes to the basic financial statements are an integral part of this statement.

WINOOSKI SCHOOL DISTRICT
STATEMENT OF REVENUE, EXPENDITURES
AND CHANGES IN FUND BALANCES
GOVERNMENTAL FUNDS
FOR THE YEAR ENDED JUNE 30, 2008

	General Fund	Medicaid/ EPSDT	Reserve Fund	Title I	Reading First	Other Funds	Total Governmental Funds
Revenue:							
Property Taxes	\$ 5,352,988	\$ 0	\$ 0	\$ 0	\$ 0	\$ 0	\$ 5,352,988
State and Federal Aid	3,300,821	141,605	0	377,192	280,766	763,231	4,863,615
Interest	39,983	13,000	4,971	0	0	12,207	70,161
Grants - Non-State	0	0	0	0	0	116,483	116,483
Special Education Reimbursement	1,120,727	0	0	0	0	0	1,120,727
Tax Stabilization	134,613	0	0	0	0	0	134,613
Food Sales	0	0	0	0	0	92,021	92,021
Other	283,738	0	0	0	0	50,563	334,301
Total Revenue	10,232,870	154,605	4,971	377,192	280,766	1,034,505	12,084,909
Expenditures:							
Direct Instruction	6,782,666	93,047	0	289,791	280,766	606,348	8,052,618
Support Services	640,101	4,390	0	0	0	25,332	669,823
Administration and Fiscal Services	1,043,745	12,829	0	87,401	0	0	1,143,975
Operation and Maintenance of Plant	888,245	0	275,168	0	0	14,109	1,177,522
Debt Service	347,481	0	0	0	0	0	347,481
Extra-Curricular Activities	250,863	0	0	0	0	0	250,863
Food Service	0	0	0	0	0	299,975	299,975
Other	173,843	0	0	0	0	50,668	224,511
Total Expenditures	10,126,944	110,266	275,168	377,192	280,766	996,432	12,166,768

Net Changes in Fund Balances	105,926	44,339	(270,197)	0	0	38,073	(81,859)
Fund Balance - Beginning	324,936	292,840	180,883	0	0	102,269	900,928
Residual Equity Transfer	<u>(315,611)</u>	<u>0</u>	<u>324,936</u>	<u>0</u>	<u>0</u>	<u>(9,325)</u>	<u>0</u>
Fund Balances - Ending	<u>\$ 115,251</u>	<u>\$337,179</u>	<u>\$ 235,622</u>	<u>\$ 0</u>	<u>\$ 0</u>	<u>\$ 131,017</u>	<u>\$ 819,069</u>

The accompanying notes to the basic financial statements are an integral part of this statement.



Ashley Bushey and Fallon Perreault work together to get their reading done for Social Studies.

The High School store.



WINOOSKI SCHOOL DISTRICT
RECONCILIATION OF THE GOVERNMENTAL FUNDS
STATEMENT OF REVENUE, EXPENDITURES AND
CHANGES IN FUND BALANCES
TO THE STATEMENT OF ACTIVITIES
FOR THE YEAR ENDED JUNE 30, 2008

Total Net Changes in Fund Balances - Governmental Funds	\$ (81,859)
1. Current year long-term debt principal payments reported as expenditures in the Governmental Funds financial statements are shown as a reduction in long-term debt in the government-wide financial statements.	220,000
2. Depreciation is not recognized as an expense in the Governmental Funds since it does not require the use of current financial resources. The effect of the current year's depreciation is to decrease net assets.	(220,669)
3. Current year capital outlays are expenditures in the Governmental Funds financial statements but they are shown as increases in capital assets in the government-wide financial statements.	468,093
4. Career change incentive payments/additions reported as expenditures in the Governmental Funds financial statements are shown as a reduction in long-term debt in the government-wide financial statements.	(137,662)
5. Revenue from property taxes is deferred in the Governmental Funds financial statements until it is considered available to finance current expenditures, but such revenue is recognized when assessed in the government-wide financial statements.	<u>74,518</u>
Change in Net Assets of Governmental Activities	<u>\$ 322,421</u>

The accompanying notes to the basic financial statements are an integral part of this statement.

WINOOSKI SCHOOL DISTRICT
STATEMENT OF REVENUE, EXPENDITURES
AND CHANGES IN FUND BALANCE
BUDGET AND ACTUAL
GENERAL FUND
FOR THE YEAR ENDED JUNE 30, 2008

	<u>Budget</u>	<u>Actual</u>	<u>Variance Favorable (Unfavorable)</u>
Revenue:			
Tax Assessments:			
Property Taxes	\$ 5,364,906	\$ 5,352,988	\$ (11,918)
Penalty	6,000	10,865	4,865
Tax Stabilization	<u>131,678</u>	<u>134,613</u>	<u>2,935</u>
Total Tax Assessments	<u>5,502,584</u>	<u>5,498,466</u>	<u>(4,118)</u>
Intergovernmental:			
State Block Grant	3,118,191	3,131,255	13,064
Special Education Reimbursement	1,133,798	1,120,727	(13,071)
Tech Center	132,245	132,245	0
Other	<u>7,365</u>	<u>37,321</u>	<u>29,956</u>
Total Intergovernmental	<u>4,391,599</u>	<u>4,421,548</u>	<u>29,949</u>
Charges for Services/Space:			
Tuition	12,000	0	(12,000)
Athletic Admissions	3,500	6,531	3,031
Rental of Facilities	15,500	21,620	6,120
Employee Insurance Contributions	<u>127,721</u>	<u>122,166</u>	<u>(5,555)</u>
Total Charges for Services/Space	<u>158,721</u>	<u>150,317</u>	<u>(8,404)</u>
Interest on Investments	<u>55,000</u>	<u>39,983</u>	<u>(15,017)</u>
Other	<u>33,200</u>	<u>122,556</u>	<u>89,356</u>
Total Revenue	<u>10,141,104</u>	<u>10,232,870</u>	<u>91,766</u>

The accompanying notes to the basic financial statements are an integral part of this statement.

WINOOSKI SCHOOL DISTRICT
STATEMENT OF REVENUE, EXPENDITURES
AND CHANGES IN FUND BALANCE
BUDGET AND ACTUAL
GENERAL FUND
FOR THE YEAR ENDED JUNE 30, 2008

	<u>Budget</u>	<u>Actual</u>	<u>Variance Favorable (Unfavorable)</u>
Expenditures:			
Regular Instruction:			
Art	\$ 158,997	\$ 159,694	\$ (697)
Business	52,973	54,149	(1,176)
English	133,548	140,144	(6,596)
Second Language	122,482	130,833	(8,351)
Physical Education	172,495	164,060	8,435
Family and Consumer Sciences	60,468	61,439	(971)
Tech Education	67,324	66,771	553
Math	186,725	118,209	68,516
Music	211,129	223,006	(11,877)
Science	166,640	165,472	1,168
Social Studies	128,499	137,742	(9,243)
Grades 6, 7 and 8	745,120	744,082	1,038
Elementary	1,165,384	1,191,989	(26,605)
Elementary/Secondary - General	613,081	539,170	73,911
Copy Center	28,249	26,281	1,968
Driver's Education	28,247	34,830	(6,583)
Computers	332,289	331,881	408
ELL/OMNI	344,260	319,520	24,740
Theatre Arts	21,386	21,266	120
Other	2,590	1,159	1,431
Total Regular Instruction	<u>4,741,886</u>	<u>4,631,697</u>	<u>110,189</u>
Special Education:			
Tuition	277,868	374,942	(97,074)
Mainstream	1,218,899	1,194,724	24,175
Early Education	211,701	207,911	3,790
Phoenix/Lotus	203,332	213,737	(10,405)
Other	82,661	159,655	(76,994)
Total Special Education	<u>1,994,461</u>	<u>2,150,969</u>	<u>(156,508)</u>

The accompanying notes to the basic financial statements are an integral part of this statement.

WINOOSKI SCHOOL DISTRICT
STATEMENT OF REVENUE, EXPENDITURES
AND CHANGES IN FUND BALANCE
BUDGET AND ACTUAL
GENERAL FUND
FOR THE YEAR ENDED JUNE 30, 2008

	<u>Budget</u>	<u>Actual</u>	<u>Variance Favorable (Unfavorable)</u>
Support Services:			
Guidance	\$ 260,183	\$ 252,268	\$ 7,915
Nurse	102,690	126,261	(23,571)
Improvement of Instruction	37,049	57,135	(20,086)
Library	121,226	120,093	1,133
Media Production	30,203	0	30,203
504 Activities	91,263	83,780	7,483
Other	1,300	564	736
Total Support Services	<u>643,914</u>	<u>640,101</u>	<u>3,813</u>
Administration and Fiscal Services:			
Board of Education	109,343	96,586	12,757
Treasurer	8,313	7,993	320
Elections	5,600	1,384	4,216
Legal	14,000	16,743	(2,743)
Tax Assessment/Collection	31,741	33,812	(2,071)
Office of the Superintendent	109,301	113,051	(3,750)
Office of the Principal	569,149	554,964	14,185
Receiving/Disbursing of Funds	72,931	74,739	(1,808)
Payroll	52,658	58,287	(5,629)
Business Manager	91,100	86,186	4,914
Total Administration and Fiscal Services	<u>1,064,136</u>	<u>1,043,745</u>	<u>20,391</u>
Operation and Maintenance of Plant:			
Supervision	149,455	129,030	20,425
Care and Upkeep of Buildings	594,988	608,792	(13,804)
Care and Upkeep of Grounds	89,576	132,315	(42,739)
Care and Upkeep of Equipment	9,400	2,639	6,761
Care and Upkeep of Cafeteria	17,288	2,650	14,638
Vehicle Service and Maintenance	8,146	12,819	(4,673)
Capital Improvements	18,000	0	18,000
Total Operation and Maintenance of Plant	<u>886,853</u>	<u>888,245</u>	<u>(1,392)</u>

The accompanying notes to the basic financial statements are an integral part of this statement.

WINOOSKI SCHOOL DISTRICT
STATEMENT OF REVENUE, EXPENDITURES
AND CHANGES IN FUND BALANCE
BUDGET AND ACTUAL
GENERAL FUND
FOR THE YEAR ENDED JUNE 30, 2008

	<u>Budget</u>	<u>Actual</u>	<u>Variance Favorable (Unfavorable)</u>
Student Safety:			
Security Services	\$ <u>172,238</u>	\$ <u>173,843</u>	\$ <u>(1,605)</u>
Co-Curricular	<u>284,121</u>	<u>250,863</u>	<u>33,258</u>
Debt Service	<u>353,495</u>	<u>347,481</u>	<u>6,014</u>
Total Expenditures	<u>10,141,104</u>	<u>10,126,944</u>	<u>14,160</u>
Excess of Revenue Over Expenditures	\$ <u>0</u>	105,926	\$ <u>105,926</u>
Fund Balance - Beginning		324,936	
Residual Equity Transfer		<u>(315,611)</u>	
Fund Balance - Ending		\$ <u>115,251</u>	

The accompanying notes to the basic financial statements are an integral part of this statement.

NOTES



WINOOSKI SCHOOL DISTRICT
ANNUAL BUSINESS MEETING
AND
BUDGET INFORMATION MEETING

MARCH 2, 2009
7:30 P.M.
PERFORMING ARTS CENTER
WINOOSKI EDUCATIONAL CENTER

Vote on Articles I, II, and III

Budget Information

1. Explanation of Budget
2. Tax Implications of Budget

MARCH 3, 2009
7:00 A.M. - 7:00 P.M.
Voting by Australian Ballot
*****Winooski Senior Citizen Center*****

NOTICE TO ALL PROPERTY OWNERS

" . . . under Vermont's education funding law, residential and nonresidential properties are taxed differently. The Declaration of Vermont Homestead (HS-131) identifies your property as a homestead. You must file a declaration to receive the correct school property tax rate. For more information, please go to the State of Vermont website at www.state.vt.us/tax or call the State Tax Department at 802-828-2865 . . . "

All of the information you will need when completing HS-131 can be found on your most recent property tax bill from the City of Winooski.